

SPARE PARTS LIST

NDT-FILMPROCESSOR

FNDX 5 HS



AT600 v3.1 and up



Produced by **Colenta**[®]

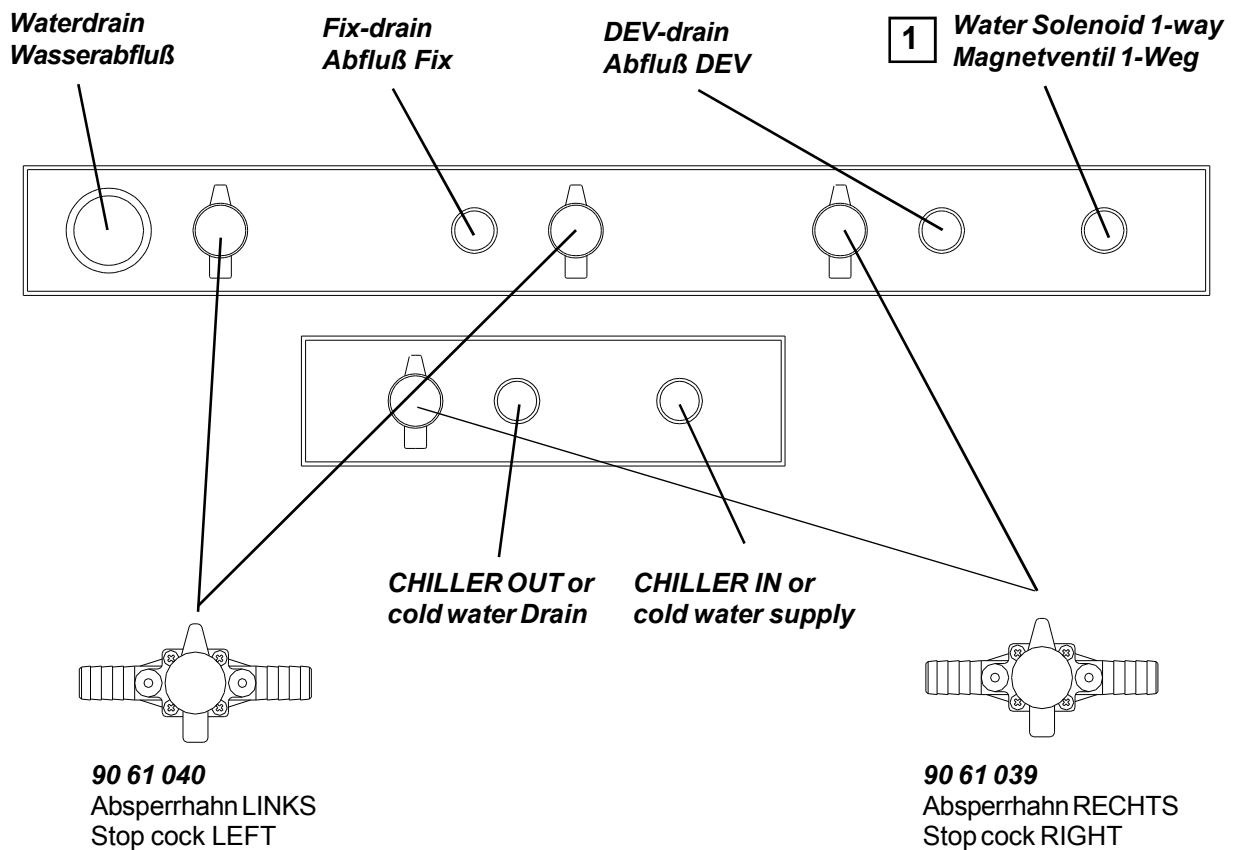
01/2019 AN

FNDX 5 HS

<i>Inhalt</i>	<i>Index</i>	<i>Page</i>
<i>Abkürzungen und Erklärungen</i>	<i>Abbreviations and Definitions</i>	<i>3</i>
<i>Gesamtübersicht</i>	<i>General View</i>	<i>4,5</i>
<i>Detailübersicht</i>	<i>Detail View</i>	<i>6</i>
<i>Lastverteilung</i>	<i>Power Distribution</i>	<i>7,8</i>
<i>Temperaturfühler</i>	<i>Temperature probes</i>	<i>9,10</i>
<i>Tankkörper</i>	<i>Tank body</i>	<i>11,12,13</i>
<i>Umwälzung/Heizung</i>	<i>Circulation/Heating</i>	<i>14,15</i>
<i>Lüftereinheit</i>	<i>Dryer Fan Unit</i>	<i>16</i>
<i>Absaugung</i>	<i>Exhaust Device</i>	<i>17</i>
<i>Filtersystem für DEV</i>	<i>Filter System for DEV</i>	<i>18</i>
<i>Spray-Bar für Fixiertank</i>	<i>SprayBar for FIX-Tank</i>	<i>19</i>
<i>Transportracks</i>	<i>Transportracks</i>	<i>20 -30</i>
<i>Trocknerrack</i>	<i>Dryer rack</i>	<i>31 - 36</i>
<i>Zubehör/Kleinteile</i>	<i>Accessories/Fittings</i>	<i>37,38</i>
<i>Sicherungen</i>	<i>Fuses</i>	<i>39</i>
<i>Notizen</i>	<i>Notes</i>	<i>40-42</i>


Abkürzungen / Abbreviations	Erklärungen	Definitions
E / Dev	Entwickler	Developer
F / Fix	Fixierer	Fixer
W / Wash	Wasser	Wash
M 5x20 DIN	Dimension laut DIN M = metrisch 5 = Außen-Ø 20= Länge	Dimension according to DIN M = metric 5 = outside-Ø 20= length
A 4	Material von Schrauben, Muttern, ...	Material of screws, nuts, ...
PT	Spezialschraube für Kunststoff	Special screw for plastic
PDB	Lastverteilung	Power Distribution Board
CPU	Rechnereinheit	Central Processor Unit
OL	Online	Online
Z= / T	Zähne	Teeth (gear)
m 1.5	Modul von Zahnrädern	Tooth pitch
T5	Teilung 5 mm	Spacing 5 mm
B6	Breite 6 mm	Width 6 mm
KS PA PE POM PP PVC	Materialien	Materials
EH	Eingabehöhe	Feed-Level




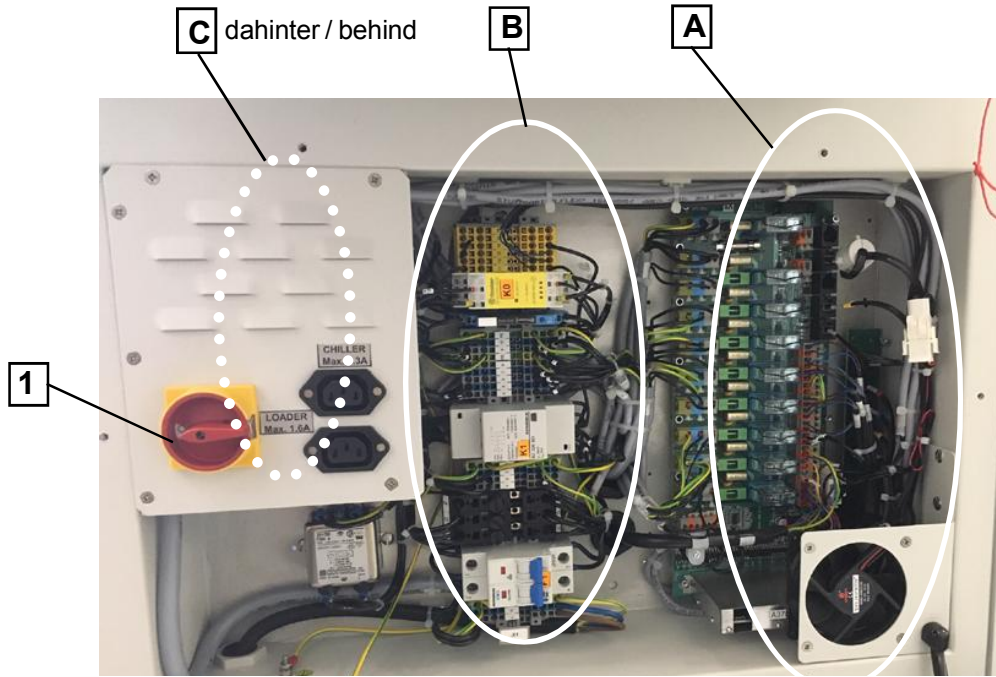
<i>Position</i>	<i>Teile Nr. part no.</i>	<i>Beschreibung</i>	<i>Description</i>
1	88 00 335	1-Weg Magnetventil	1-way water valve
2	90 14 4030	Deckel komplett OBEN	Top cover assy
3A	90 17 848	Seitenverkleidung links	Side panel left assy
3B	502 952	Seitenverkleidung rechts	Side panel right assy
4	90 16 593	Verkleidung hinten	Exit-cover assy
5	89 01 402	Griffschalen schwarz	Grip black
6	90 17 413	Eingabeblech	Film feed guide
7	90 32 035	Bedienteil komplett	User panel assy
8	90 00 037	Kletten-Haftverschluß	Hook-and-Loop tape
9	90 20 749	Hauptschalter	Main switch
10	90 16 604	Filmklappe	Film guide outlet
11	140 275	Eingabetisch komplett	Film feed table assy
12	502 274	Deckel Eingabetisch	Cover film table
13	109 725	Ausgabe komplett	Film exit assy





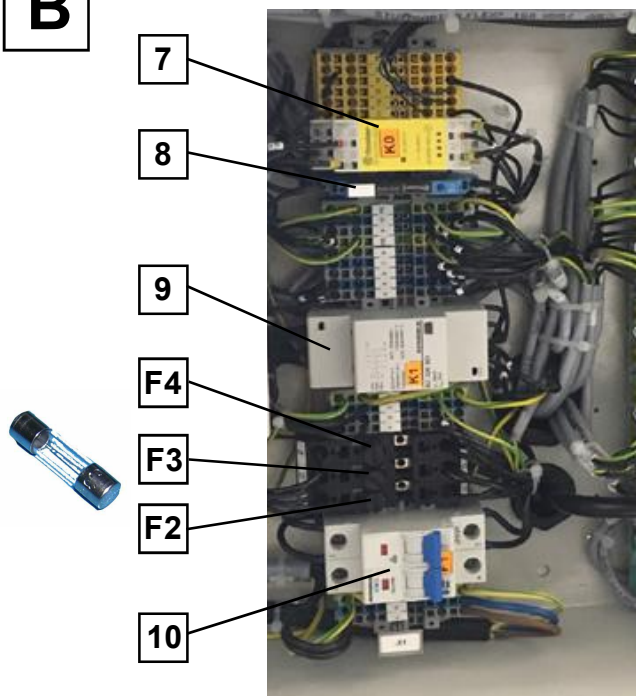
<i>Position</i>	<i>Teile Nr. part no.</i>	<i>Beschreibung</i>	<i>Description</i>
1	89 07 699	Gasdruckfeder	Gas spring
2A	90 16 983	Klappenträger rechts komplett	Clickflange right assy
2B	90 16 984	Klappenträger links komplett	Clickflange left assy
3	90 16 599	Messing Klappenlager	Brass clickbearing
4	90 16 598	Lagerung Gasdruckfeder	Mountingflange gas spring
5	90 16 604	Filmrutsche Ausgabe	Film guide outlet
6	90 16 596	Filmauffangblech	Film exit plate






pos.	Teile Nr.:/part no.	Beschreibung	Description
1	90 20 749	Netzschalter	Main switch
2	90 32 800	CPUAT800 R11.09	CPUAT800 R11.09
3	90 34 008	Hauptplatine MF600 V06.2017 V8	main board MF600 V06.2017 V8
4	90 33 000	Steckrelai	plug in relays
5	90 32 532	I2C Verteilerplatine kompl.	I2C Distribution board
6	90 61 515	Lüfter 12V DC komp.	Ventilator 12V DC assy
7	90 21 106	Sicherheitsrelais	Safety relay
8	90 21 112	Koppelrelai	coupling relays
9	90 20 392	Relais K1 - 4pol. 25A	Relay K1 - 4pol. 25A
10	90 20 703	Sicherungsautomat C16/2	Circuit breaker C16/2
11	90 90 106	Netzteil 24V	power supply 24V
12	90 30 381	Solid State Relais kompl. DC	Solid state relais assy DC
13	90 20 734	Netzfilter	Linefilter

B



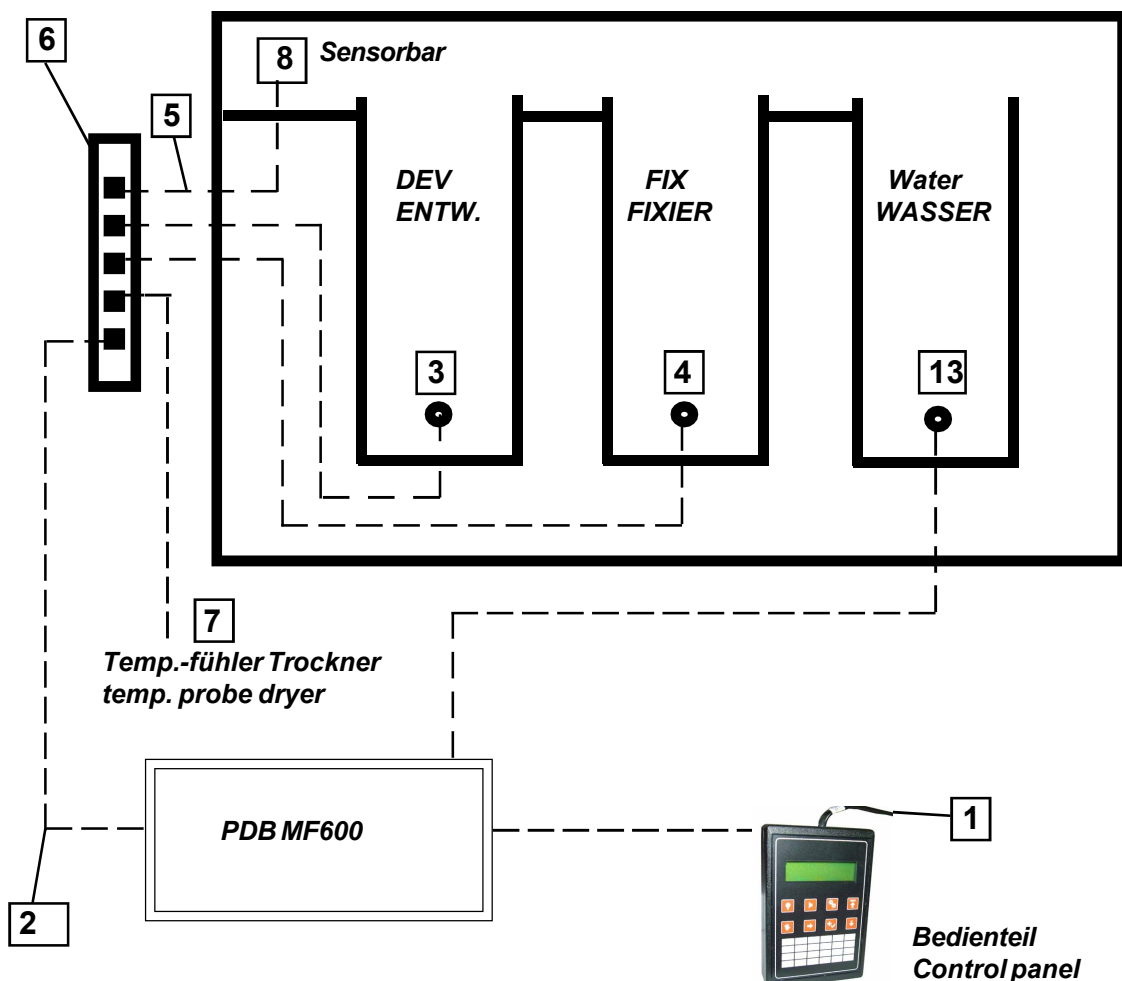
F2	90 20 021	Sicherung T 1,6A
F3	90 20 021	Sicherung T 1,6A
F4	90 20 028	Sicherung T 8A


C




11	90 90 106	Netzteil 24V
12	90 30 381	Solid State Relais kompl. DC
13	90 20 734	Netzfilter

<i>Position</i>	<i>Teile Nr.</i> <i>part no.</i>	<i>Beschreibung</i>	<i>Description</i>
1	90 32 143	Kabel Bedienteil 6pol.	Cable control panel 6pin.
2	90 32 298	Kabel PDB zu I2C	Cable PDB to I2C
3	90 32 300	TemperaturFühler DEV	Temperature probe DEV
4	90 32 301	TemperaturFühler FIX	Temperature probe FIX
5	90 32 051	Kabel Sensorbar	Cable sensorbar
6	90 32 532	I2C Verteilerplatine komplett	I2C distribution board
7	90 32 302	TemperaturFühler Trockner	Temperature probe DRY
8	90 32 210	Sensorbar komplett	Sensorbar assy
9	90 16 596	Filmleitblech	Upper film guide
10	90 61 515	Ventilator Motor	Motor fan
11	503 861	PVC T-Stueck HSS	PVC T-part HSS
12	90 11 061	O-Ring Ø15x2.5 mm	O-Ring Ø15x2.5 mm
13	140 184	TemperaturFühler WASH	Temperature probe WASH









Position	Teile Nr. part no.	Beschreibung	Description
1	90 20 238	Dauermagnet	Magnet
2	90 20 237	Magnetkontakt	Magnetic scanner
3	90 50 022	Wärmeleitpaste	Heat-conductive paste




<i>Position</i>	<i>Teile Nr. part no.</i>	<i>Beschreibung</i>	<i>Description</i>
A	90 21 048	Antriebsmotor kompl MF600.	Main drive motor assy MF600
B	90 21 049	Antriebsmotor Kabel 1,5m	main drive motor cable 1,5m
1	90 14 290	Standrohr DEVL=312	Overflow pipe DEVL=312
2	90 14 290	Standrohr FIXL=312	Overflow pipe FIXL=312
3	90 14 293	Standrohr WASSER	Overflow pipe WATER
4	90 14 291	Einströmrrohr für DEV und FIX	Circulation inlet pipe DEV+FIX
5	90 20 200	Niveauschalter E+F	Level switch DEV+FIX
6	90 12 017	Zahnrad Z30 m2.5	Gear 30T m2.5
7	90 20 200	Niveauschalter Wasser	Level switch Water
8	90 14 184	Einströmdüse L	Waterinlet L-fitting
9	90 16 651	POM-Umlenkrolle	POM-guide pulley
10	500 775	ALU-Zahnscheibe	ALU-ratched wheel
11	90 14 276	Zahnriemen	Drive belt
12	90 16 603	Motorritzel	Ratched wheel for drive motor
13	90 16 268	Temperatur-Fühler Gehäuse FIX	Temperature probe-housing FIX
14	90 16 265	Temperatur-Fühler Gehäuse DEV	Temperature probe-housing DEV
15	90 17 102	Kühlschlange 6MW komplett	Cooling coil assy
16	500 775	ALU-Zahnscheibe	ALU-ratched wheel
17	90 16 652	Spannrolle komplett	Idler pully assy







Position	Teile Nr. part no.	Beschreibung	Description
1	90 45 022	Schlauchtülle gewinkelt 90° 1"	Tank fitting angular 90° 1"
2	90 45 119	Schlauchtülle gerade 3/4"	Tank fitting straight 3/4"
3	90 45 120	Schlauchtülle gewinkelt 3/4"	Tank fitting angular 3/4"
4	90 45 023	Schlauchtülle gewinkelt 135° 1"	Tank fitting angular 135° 1"
5	90 14 308	Abwassersammler	Sewage collector
6	90 61 153	Fixierbesprühungpumpe 14L	Spraybar pump 14L
7	90 45 061	Absperrhahn	Stop cock



Position	Teile Nr. part no.	Beschreibung	Description
1	90 61 174	Regenerierpumpe E+F	Replenishment pumps single head E+F
2	90 61 143	Umwälzpumpe DEV&FIX 35L	Circulation pump DEV&FIX 35L
3	90 61 170	Wärmetauscher 550W E+F	Heat exchanger assy 550W E+F
4	90 20 719	Ventil: Cooling	Solenoid for Cooling
5	88 00 335	1-Weg Ventil	1-way water valve
6	90 21 041	Durchflußmengenregler 2,5L	Waterflow regulator 2,5L
7	90 45 141	Filterereinsatz Magnetventil	Water solenoid filter
8	90 20 216	Übertemperatursicherung	Overtemperature thermistor
9	90 61 060	Heizeinsatz 550 W DEV&FIX	Heating element 550 W DEV&FIX
10	90 61 169	Wärmetauscher 350W WASH	Heat exchanger assy 350W WASH
11	90 61 059	Heizeinsatz 350 W WASH	Heating element 350 W WASH




1



5

3

4



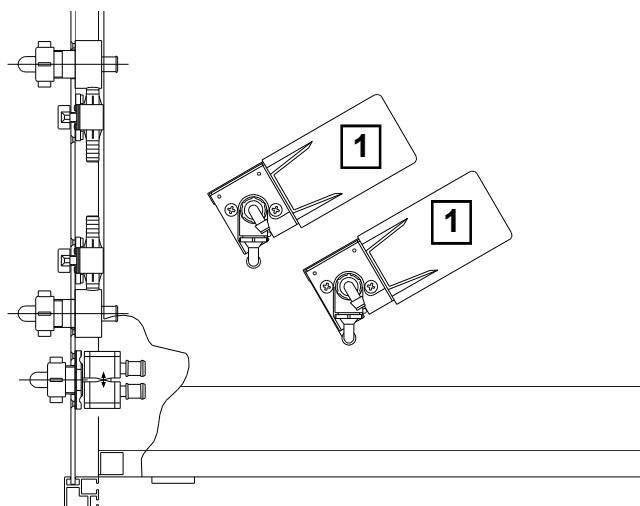
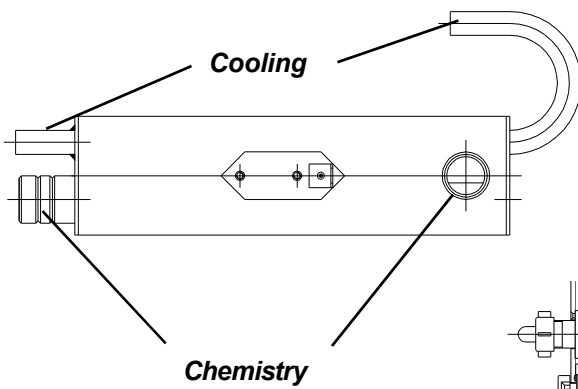
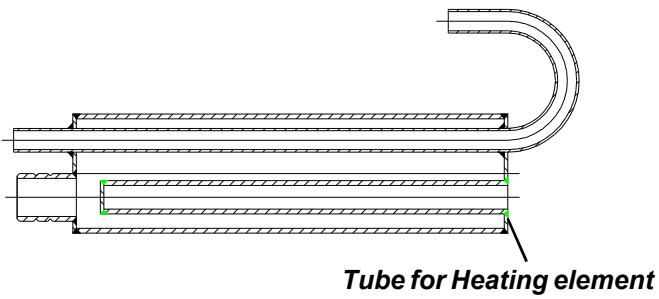


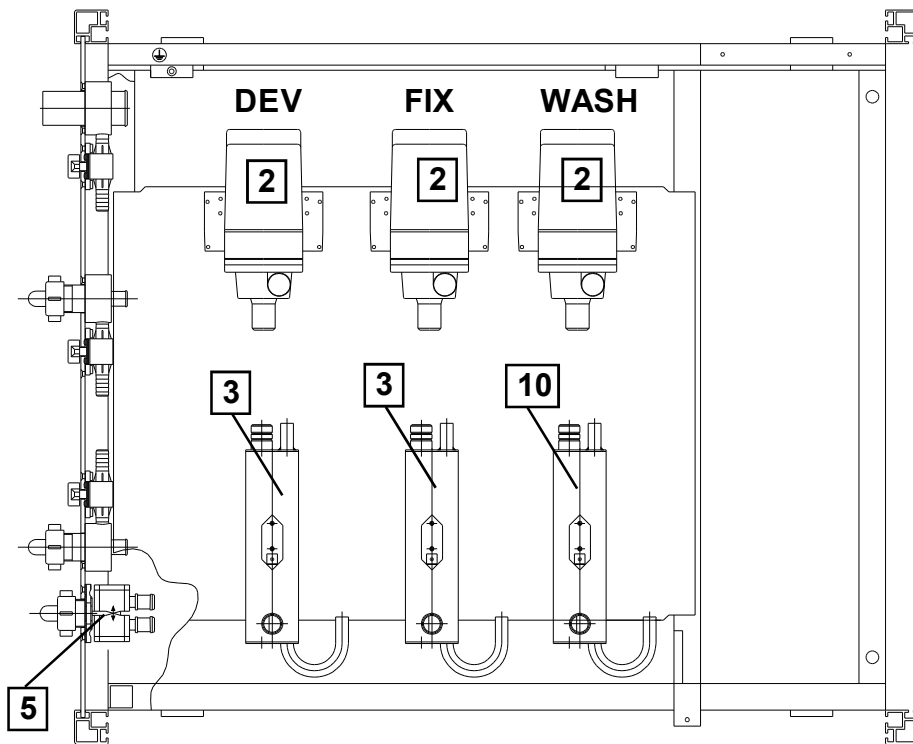
2





7





6




<i>Position</i>	<i>Teile Nr. part no.</i>	<i>Beschreibung</i>	<i>Description</i>
1	140 340	Lüftereinheitkompl.	Dryer fan assy
2	90 20 215	Ventilator	Fan
3	90 20 271	Heizeinsatz 1350 W	Heatingelement 1350 W
4	89 05 747	Anbauerschraubung M16	Screw joint M16
5	90 16 678	Metallgehäuse für Trockner- Temperaturfühler	Housing for temperature probe dryer
6	90 30 118	2µF Kondensator f. Lüfter	2 µF capacitor for fan dry unit



<i>Position</i>	<i>Teile Nr. part no.</i>	<i>Beschreibung</i>	<i>Description</i>
1	503 248	PVC Flansch	PVC flange
2	500 754	Schelle 50-67	Clip 50-67
3	503 861	PVC T-Stueck HSS	PVC T-part HSS
4	90 17 144	Abluftschaft	Airchannel
5	90 70 465	Schlauch Superflex	Hose Superflex
6	90 45 172	Verbinder zu Position 4	Connector to pos 4
7	42 20 309 KIT	Abluftventilator KIT	exhaust fan assy





<i>Position</i>	<i>Teile Nr. part no.</i>	<i>Beschreibung</i>	<i>Description</i>
1	89 07 426	Filterpatrone	Filter cartridge
2	89 07 493	PVC-Filtergehäuse	PVC-filter casing
3	90 45 155	Schelle D=90mm	Clip D=90mm



<i>Position</i>	<i>Teile Nr. part no.</i>	<i>Beschreibung</i>	<i>Description</i>
1	90 45 168	Schlauchkupplung	Hose connector
2	90 45 167	Durchflussregler für Spraybar	Flow regulator for Spraybar
3	90 83 012	Rändelmutter M4	Knurled nut
4	90 15 183	Blech für Spraybar	Guide for spraybar
5	90 15 161	Spray-Bar für Fixiertank kompl.	Spray-Bar for FIX-tank assy
6	90 61 153	Fixierbesprühung pompe 14L	Spraybar pump 14L



1

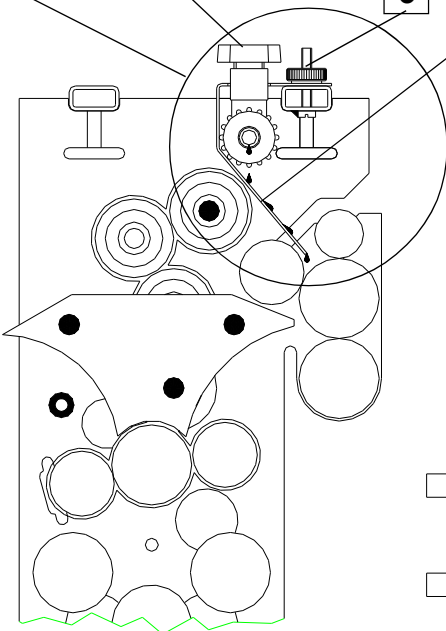



5

2


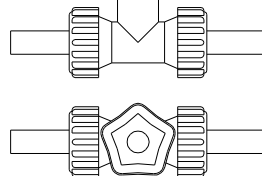
3

4




6

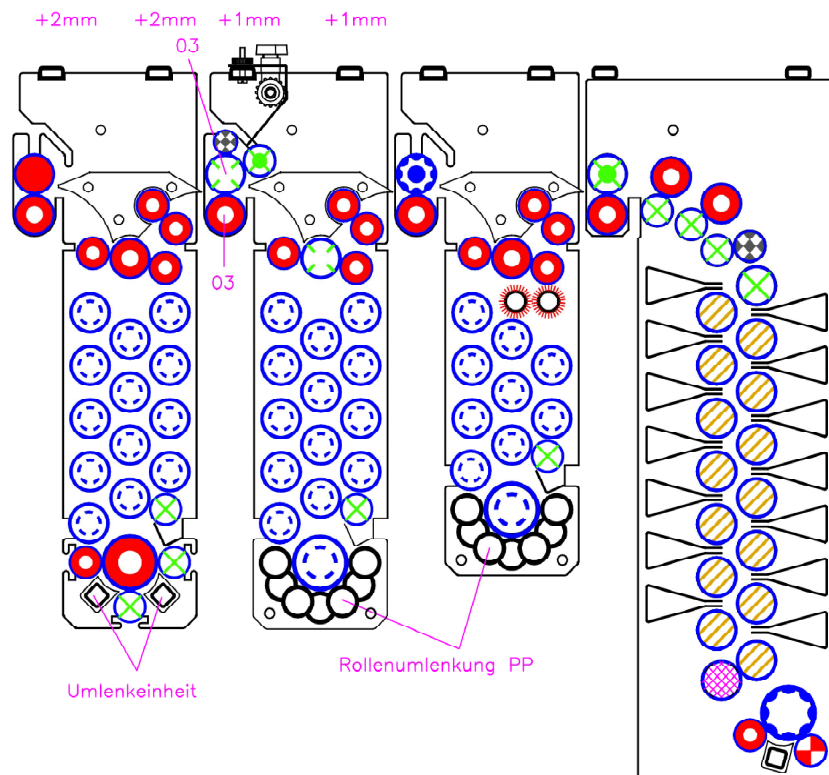
2




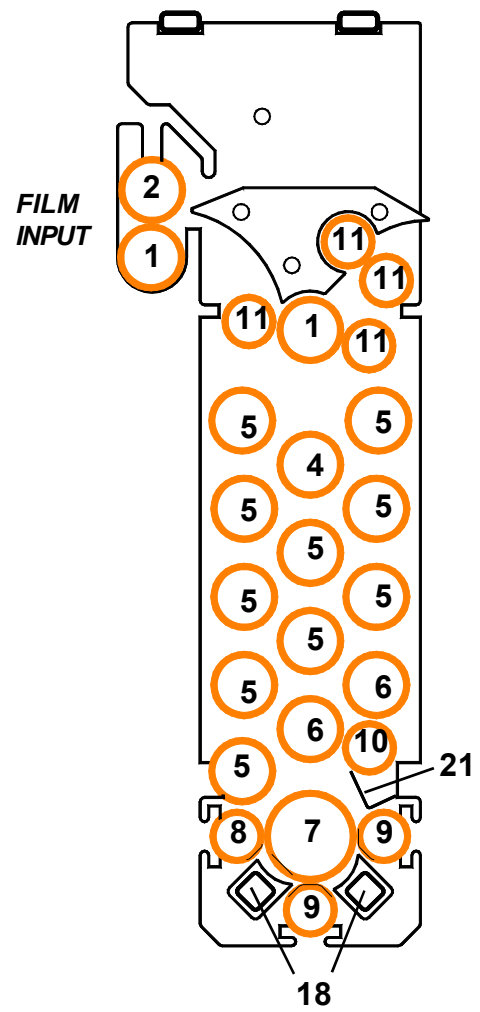

Position	Teile Nr. part no.	Beschreibung	Description
1	90 13 496	Entwickler-Rack komplett	Developer-rack assy
2	90 13 497S	Fixier-Rack komplett	Fixier-rack assy
3	140 328	Wasser-Rack komplett	Water-rack assy
4	90 13 499F	Trockner komplett	Dryer assy




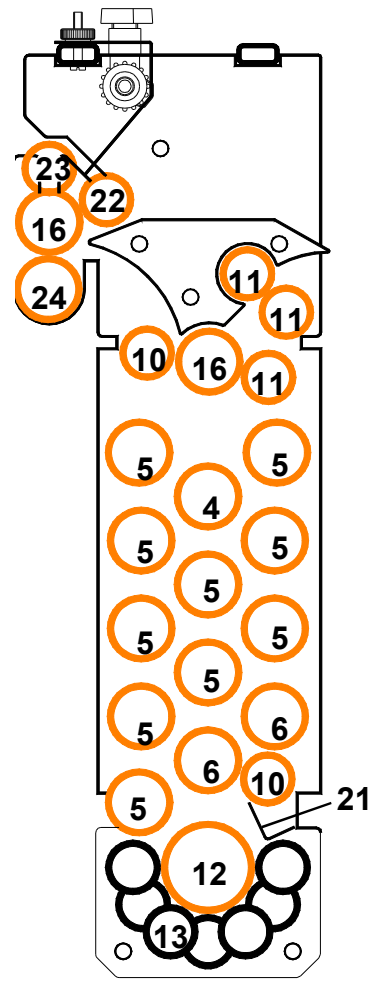

DEV **FIX** **WASH** **DRY**
1 2 3 4




<i>Position</i>	<i>Teile Nr. part no.</i>	<i>Beschreibung</i>	<i>Description</i>
1	90 12 642	Abquetschwalze Entw/Wasser, Gummi 32 unten	Squeeze roller Dev+Wash, rubber 32 down
2	90 12 607	Abquetschwalze, Gummi 32 oben	Squeeze roller, rubber 32 upper
3	90 17 841	Waschbürste	Brush roller
4	90 15 177	Mittelwalze 32/43	Center roller NDT 32/43
5	90 12 648	Rackwalze Standard, 32 verstärkt	Rack roller standard, 32 reinforced
6	90 15 178	Rackwalze, B4/B7-32/43	Rack roller B4/B7 32/43
7	90 15 121	Umlenkwalze, Gummi 44	Turn around roller, rubber 44
8	90 15 115	Umlenkwalze, Gummi 26	Turn around roller, rubber 26
9	90 15 149	Umlenkwalze, PE 26	Turn around roller, PE 26
10	90 12 847	Abquetschwalze, PE 25,9	Squeeze roller, PE 25.9
11	90 15 187	Abquetschwalze, Gummi 25,9	Squeeze roller, rubber 25.9
12	90 16 369	Umlenkwalze, PVC 44	Turn around roller, PVC 44
13	90 16 363	Umlenkung Fix/Wasser 6MW kompl.	Turn around unit FIX/WASH 6MW assy
14	90 17 420	Abquetschwalze PVC schwer	Squeegee roller PVC heavy
15	90 16 606S	PE Spezialwalze NDT-Fix	PE roller special NDT-FIX
16	90 16 606	PE Walze spezial	PE roller special
17	90 16 819	Abquetschwalze, PE 32 schwer	Squeeze roller, PE 32 heavy
18	90 61 211	Umlenkung Entw. 6MW komplett	Turn around unit DEV 6MW assy
19	90 13 747	Antriebswelle E+F 902/3	main drive shaft Dev+Fix 902/3
20	502 932	Antriebswelle	drive shaft
21	90 15 198	Leitblech Umlenkung 43	Guide Turn around unit 43
22	90 17 425S	PE Netzwalze	PE roller
23	140 248	Eingangswalze Fix, Stahl 19	Input roller Fix, Steel 19
24	90 15 197S	Abquetschwalze Fix, Gummi 32 unten	Squeeze roller Fix, rubber 32 down




ENTWICKLER /
DEVELOPER





FIXIER /
FIX





Position	Teile Nr. part no.	Beschreibung	Description
1	90 12 570	Halter Typ B43	Spacer Typ B43
2	500 940	Rackverschraubung 43	Spacer 43
3	90 13 750	Tragschiene Entw/Wasser	Rack carrier bracket Dev+Wash
4	90 15 180	Übergaberechen für komplett	Cross over segment for assy
5	90 17 410	Trageschiene „Spraybar“	Rack carrier bracket spraybar
6	90 15 183	Blech für „Spraybar“	Guide for spraybar
7	90 17 319	Entw. Seitenteil 6MW, links	Dev. side panel 6MW left, complete
8	90 17 320	Entw. Seitenteil 6MW, rechts	Dev. side panel 6MW right, complete
9	90 17 321	Fix Seitenteil 6MW, links	Fix side panel 6MW left, complete
10	90 17 322	Fix Seitenteil 6MW, rechts	Fix side panel 6MW right, complete



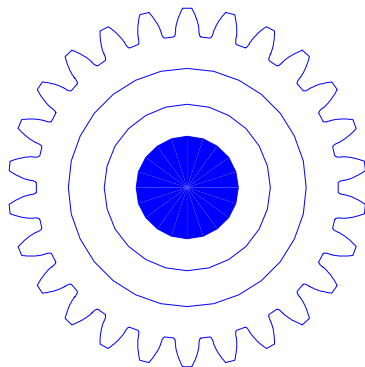
ENTWICKLER LINKS /
DEVELOPER LEFT



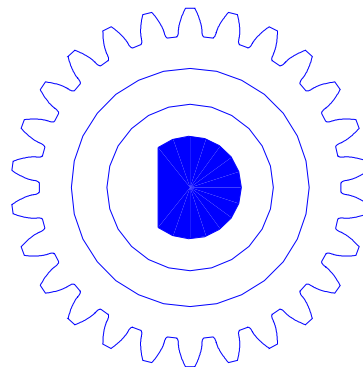
FIXIER LINKS /
FIX LEFT



<i>Position</i>	<i>Teile Nr. part no.</i>	<i>Beschreibung</i>	<i>Description</i>
1	90 12 017	Zahnrad D Z-30 m2,5 - PA	Gear D-hole T 30 m2.5 - PA
2	90 14 108	Zahnrad D Z-21 - m1,5	Gear D-hole T 21 - m1.5
3	90 14 113	Zahnrad O Z-28 m1,5 - POM	Gear O-hole T 28 m1.5 - POM
4	90 14 116	Zahnrad D Z-21 m1,5 - Ø33	Gear D-hole T 21 m1.5 - Ø33
5	90 14 118	Zahnrad Z-24 m1,5 - mit Noppen	Gear T 24 m1.5 - with Pins
6	90 14 233	Zahnrad D Z-21 m1,5 - POM	Gear D-hole T 21 m1.5 - POM
7	90 14 234	Zahnrad O Z-21 - m1,5	Gear O-hole T 21 - m1.5
8	90 14 235	Zahnrad D Z-17 m1,5 - POM	Gear D-hole T 17 m1.5 - POM
9	90 14 241	Zahnrad D Z-26 m1 - PP	Gear D-hole T 26 m1 - PP
10	90 14 238	Zahnrad O Z-24 m1,5 - POM	Gear O-hole T 24 m1.5 - POM
11	90 14 242	Zahnrad O Z-26 m1 - Ø5,9 - PP	Gear O-hole T 26 m1 - Ø5.9 - PP
12	90 14 243	Zahnrad O Z-44 m1 - PP	Gear O-hole T 44 m1 - PP
13	90 14 244	Zahnrad D Z-44 m1 - PP	Gear D-hole T 44 m1 - PP
14	90 14 245	Zahnrad O Z-33 m1,5 - PP	Gear O-hole T 33 m1.5 - PP
15	90 14 090	Zahnrad D Z-21 m1,5 - POM	Gear D-hole T 21 m1.5 - POM
16	90 17 303	Zahnrad O Z-41 m1,5 - POM	Gear O-hole T 41 m1.5 - POM
17	90 12 003	Zahnrad D Z-17 V-1 m 1,5	Gear D-hole T 17 V-1 m 1,5
18	103825	Zahnrad D Z21	Gear D-hole T 21
19	103826	Zahnrad O Z21	Gear O-hole T 21
20	103827	Zahnrad D Z 17	Gear D-hole Z 17
21	90 17 328	Zahnrad Z31 m 1,5 POM	Zahnrad Z31 m 1,5 POM
22	502935	Antriebszahnrad Washbürsten	Driving gear wash brushes



**ZAHNRAD MIT O-BOHRUNG /
GEAR WITH O-HOLE**



**ZAHNRAD MIT D-BOHRUNG /
GEAR WITH D-HOLE**






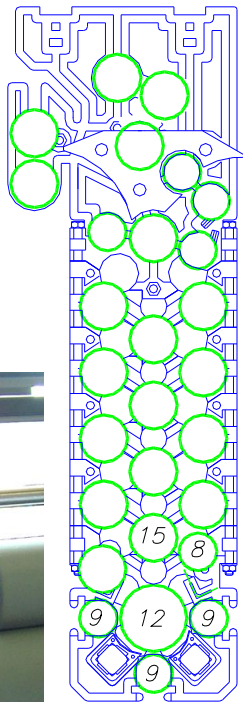
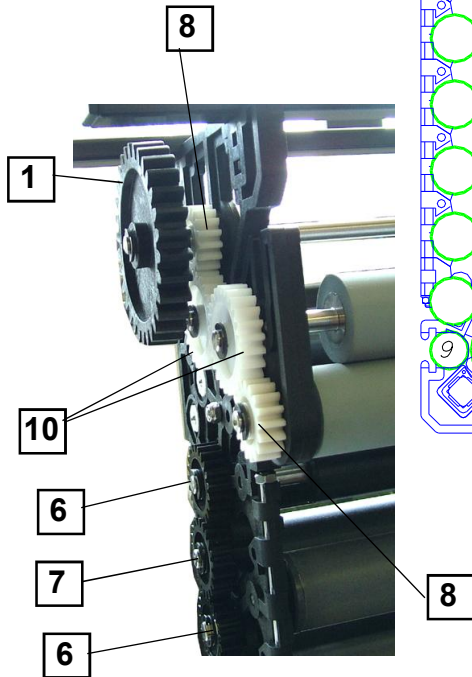
ENTWICKLER / DEVELOPER

Rack Seitenteil links innen / Rack Side Panel left inner

Rack Seitenteil rechts innen / Rack Side Panel right inner

FILM INPUT








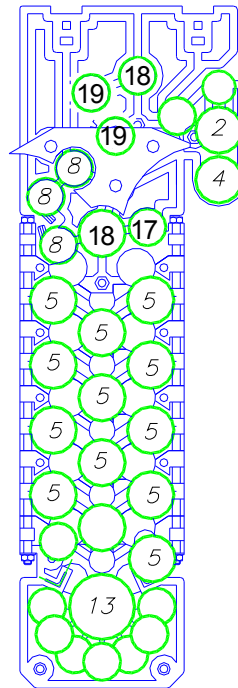

FILM INPUT



FIXIER /
FIX

Rack Seitenteil
links innen /
Rack Side Panel
left inner



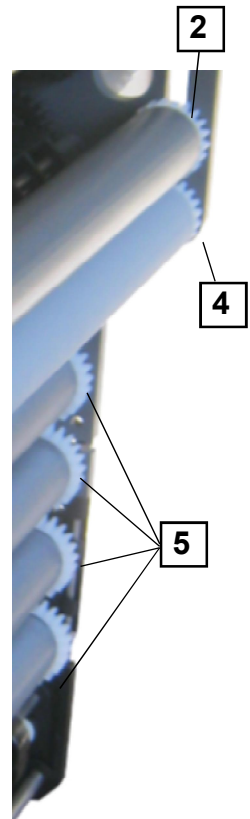




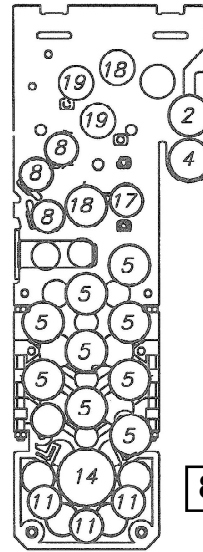
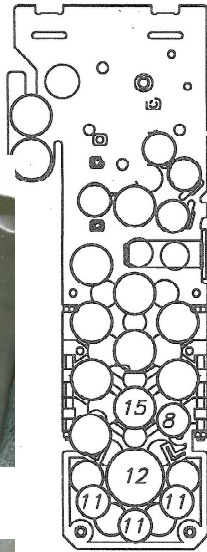

Rack Seitenteil
rechts innen /
Rack Side Panel
right inner



WASSER /
WASH



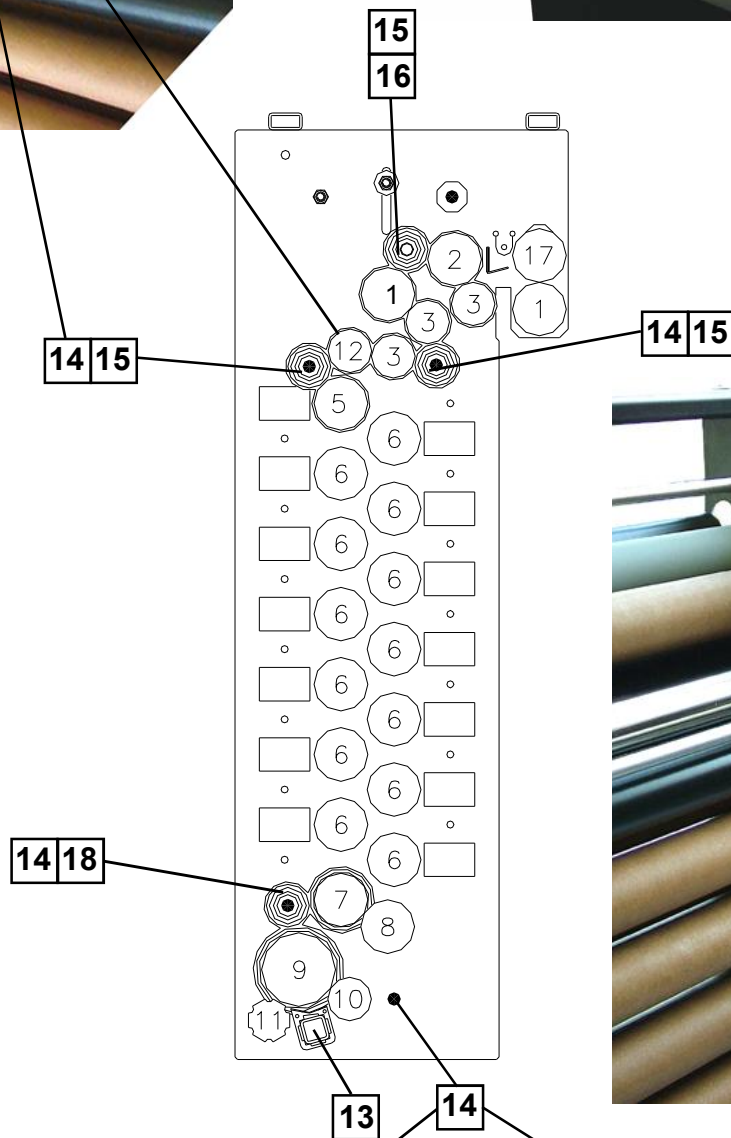

Rack Seitenteil
links innen /
Rack Side Panel
left inner

Rack Seitenteil
rechts innen /
Rack Side Panel
right inner

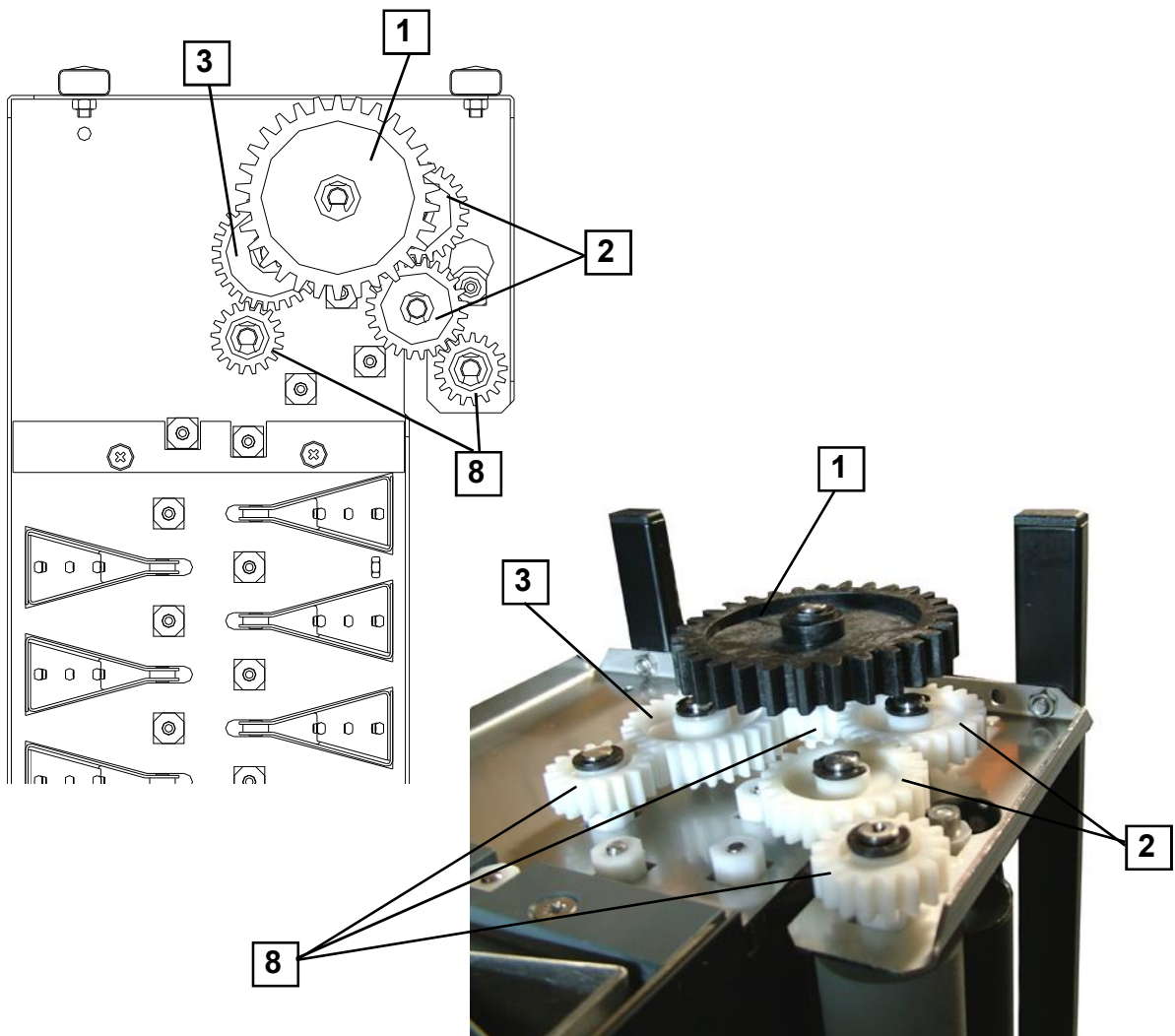


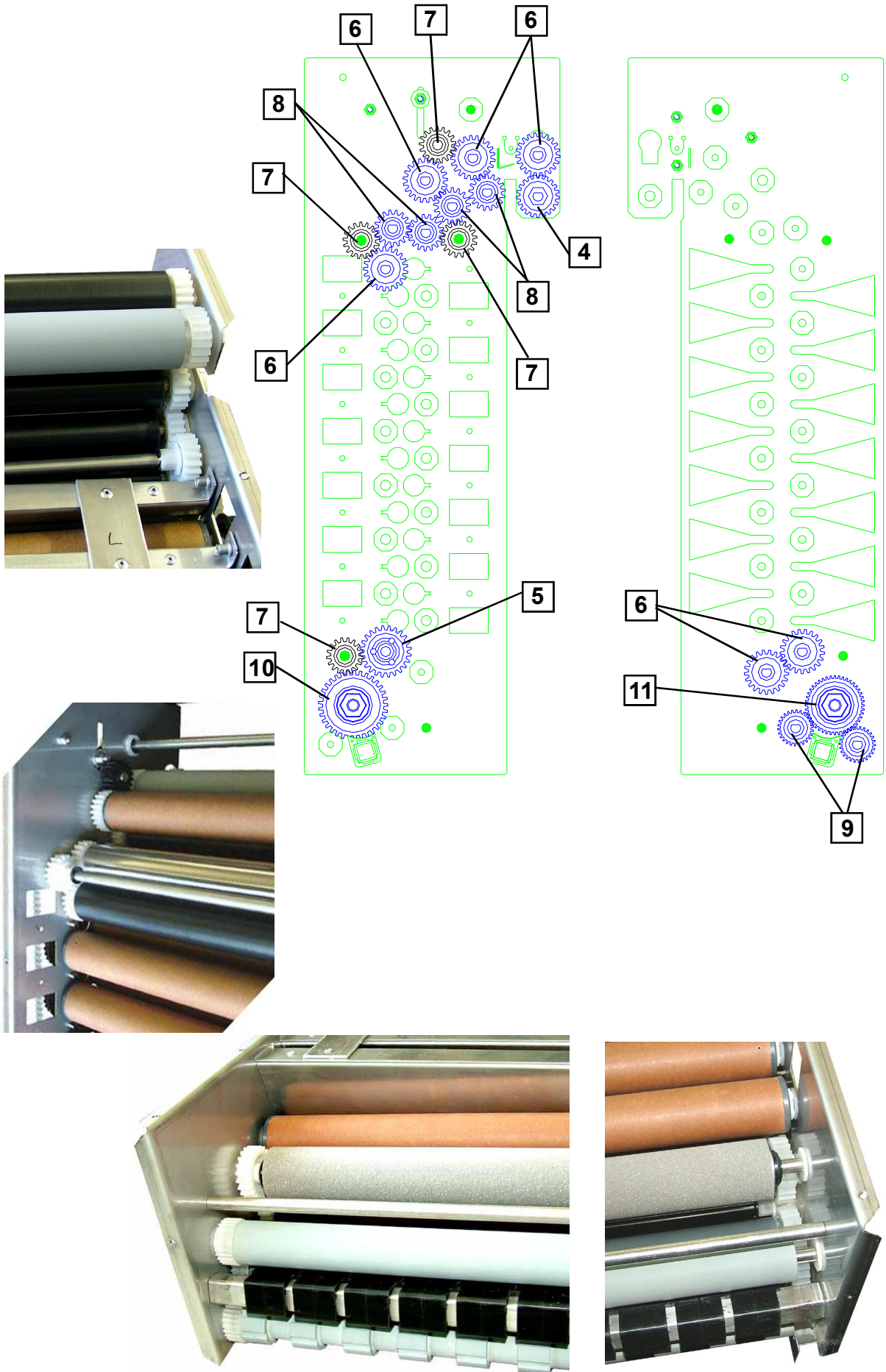
<i>Position</i>	<i>Teile Nr. part no.</i>	<i>Beschreibung</i>	<i>Description</i>
1	90 12 642	Abquetschwalze Entw/Wasser, Gummi 32 unten	Squeeze roller Dev+Wash, rubber 32 down
2	90 12 607	Abquetschwalze, Gummi 32 oben	Squeeze roller, rubber 32 upper
3	90 12 847	Abquetschwalze, PE 25,9	Squeeze roller, PE 25.9
5	90 12 829	Einzugswalze, PE 32	Input roller, PE 32
6	90 12 804	Phenolwalze 32 B3/B6	Phenolic roller 32 B3/B6
7	90 15 154	Phenolwalze 32 B4/Z21 B9/Z24	Phenolic roller 32 B4/Z21 B9/Z24
8	90 15 155	Schaumstoffwalze 32 A4 - A4 / Z2	Foam roller 32 A4 - A4 / Z2
9	90 15 156	Umlenkwalze 44, PVC poliert 3-Punkt	Turn around roller 44, PVC polische 3-point
10	90 15 115	Umlenkwalze, Gummi 26	Turn around roller, rubber 26
11	90 16 751	Ausgabewalze, Gummi 26 segm.	Turn around roller, rubber 26 segm.
12	90 17 359	Stahlwalze 25,9	Steel roller 25.9
13	90 15 186	Umlenksegment NDT 43	Turn around segment NDT 43
14	90 12 250	Distanz 43	Spacer 43
15	90 14 236	Zahnrad Z17 O-Loch m1.5	Gear 17T O-hole m1.5
16	90 12 257	Zwischenradachse Trockner	Intermediate axle dryer
17	90 16 819	Abquetschwalze, PE 32	Squeeze roller, PE 32



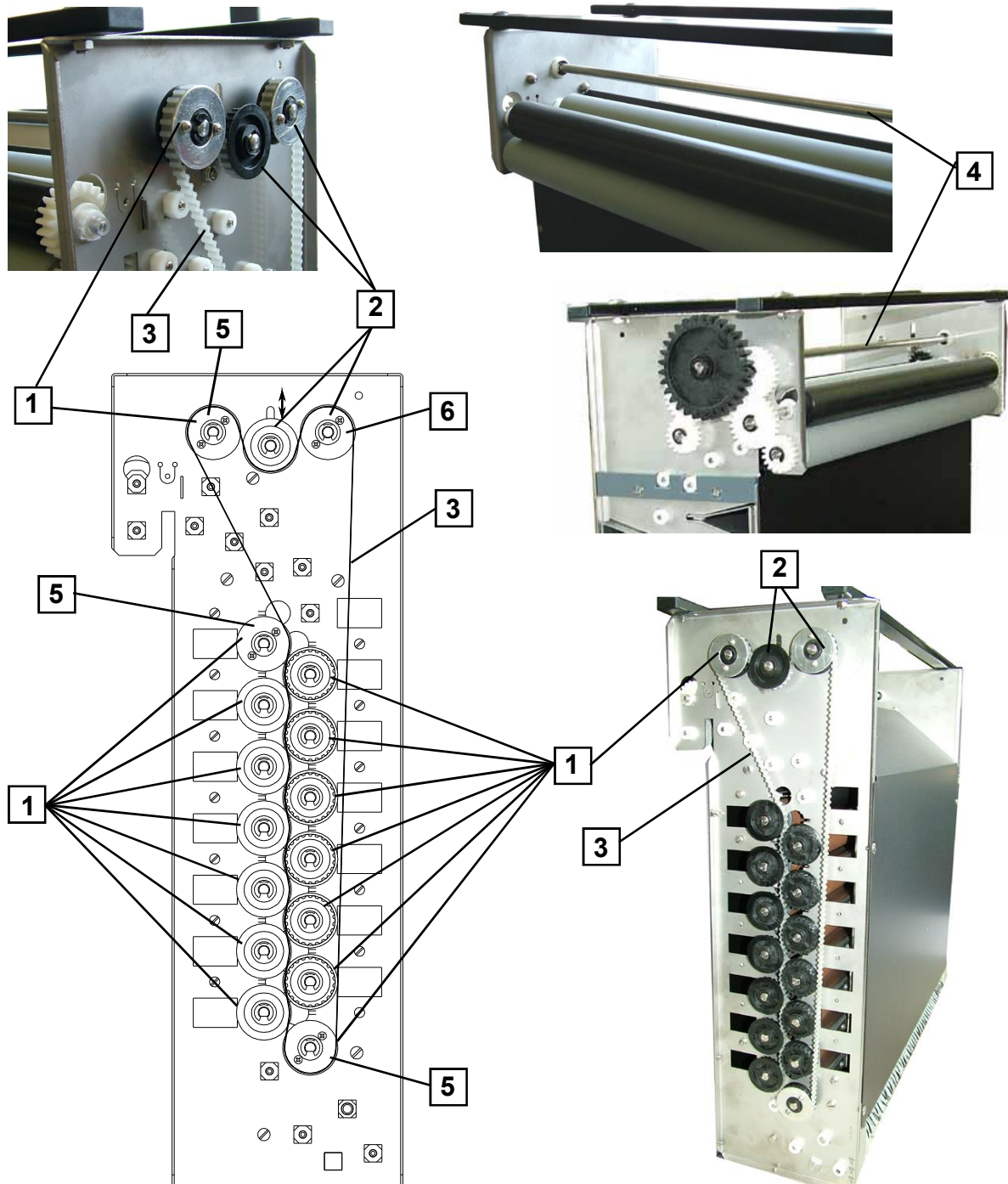


<i>Position</i>	<i>Teile Nr. part no.</i>	<i>Beschreibung</i>	<i>Description</i>
1	90 12 017	Zahnrad D Z-30 m2,5 - POM	Gear D-hole T 30 m2.5 - POM
2	90 14 238	Zahnrad O Z-24 m1,5 - POM	Gear O-hole T 24 m1.5 - POM
3	90 14 113	Zahnrad O Z-28 m1,5 - POM	Gear O-hole T 28 m1.5 - POM
4	90 14 116	Zahnrad D Z-21 m1,5 - Ø33	Gear D-hole T 21 m1.5 - Ø33
5	90 12 060	Zahnrad O Z-24 - Noppen	Gear O-hole T 24 - Pins
6	90 14 233	Zahnrad D Z-21 m1,5 - POM	Gear D-hole T 21 m1.5 - POM
7	90 14 236	Zahnrad O Z-17 m1,5 - POM	Gear O-hole T 17 m1.5 - POM
8	90 14 235	Zahnrad D Z-17 m1,5 - POM	Gear D-hole T 17 m1.5 - POM
9	90 14 241	Zahnrad D Z-26 m1 - PP	Gear D-hole T 26 m1 - PP
10	90 14 245	Zahnrad O Z-33 m1,5 - PP	Gear O-hole T 33 m1.5 - PP
11	90 14 243	Zahnrad O Z-44 m1 - PP	Gear O-hole T 44 m1 - PP






<i>Position</i>	<i>Teile Nr. part no.</i>	<i>Beschreibung</i>	<i>Description</i>
1	90 12 090	Zahnscheibe D-Loch	Ratchet wheel D-hole
2	90 12 089	Zahnscheibe O-Loch	Ratchet wheel O-hole
3	90 12 130	Zahnriemen	Drive Belt
4	90 13 749	Antriebswelle Trockner 902/3	Main Drive Shaft for Dryer 902/3
5	90 16 986	Zahnscheibe D-Loch Trockner	Tooth Lock Washer D-hole Dryer
6	90 16 987	Zahnscheibe O-Loch Trockner	Tooth Lock Washer O-hole Dryer



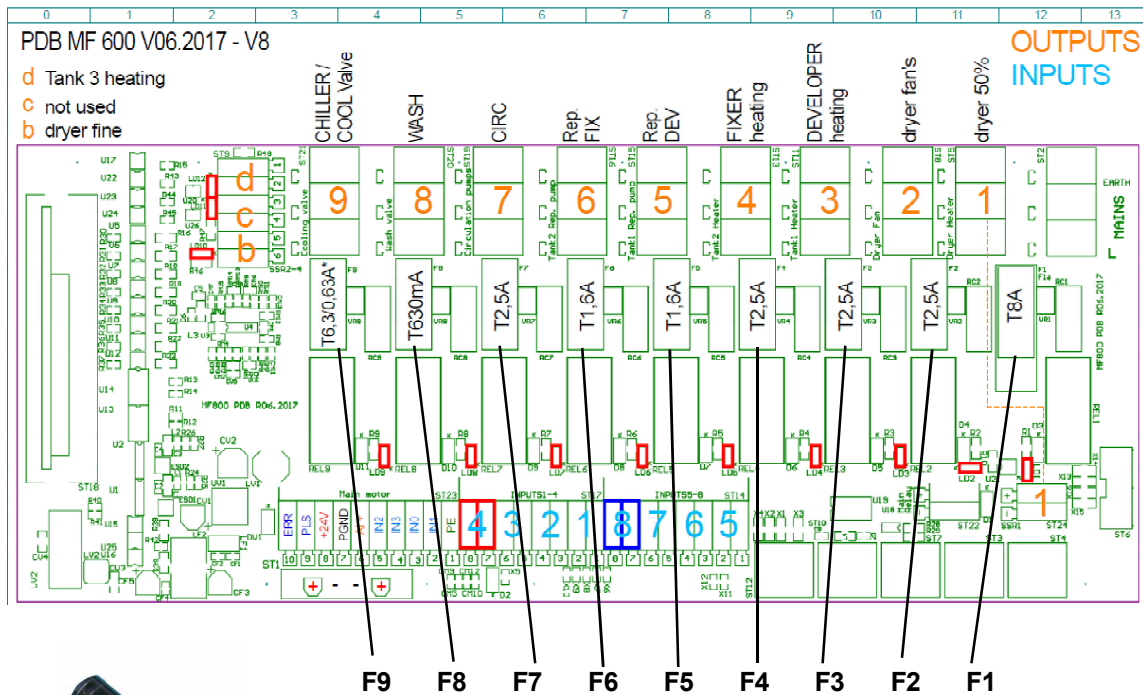
Position	Teile Nr. part no.	Beschreibung	Description
1	90 13 751	Trageschiene 902/3	Rack Carrier Support Bracket
2	103 042	Trocknerverkleidung HINTEN	Dryer Panel REAR
3	103 041	Trocknerverkleidung VORNE	Dryer Panel FRONT
4A	90 80 101	Senkschraube M 4x10 A4	Countersunk Screw M 4x10 A4
4B	90 80 481	Sechskantmutter M4 A4	Hexagon Nut M4 A4
5	90 81 530	Becherschraube M4x6 A2	Screw slotted M 4x6 A2
6	90 20 820	Antistatik-Bürstenleiste K1	Antistatic Brush K1
7	500 005	Zahnradabdeckung links	Gear Cover left
8	500 006	Zahnradabdeckung rechts	Gear Cover right
9	140 331	Trocknerseitenteil NDT kompl. links	Dryer Side Panel NDT Assy left
10	103 051	Trocknerseitenteil NDT kompl. rechts	Dryer Side Panel NDT Assy right
11	90 15 157	Luftpfeifeneinheit 43 komplett	Air-Pipe 43 Assy
12	503 140	Trageschiene hinten	Rack Carrier Support Bracket



<i>Position</i>	<i>Teile Nr. part no.</i>	<i>Beschreibung</i>	<i>Description</i>
1	90 12 111	Lagerbuchse 8-eckig PE Ø5,2	Bearing Octagon PE Ø5.2
2	90 12 112	Lagerbuchse 8-eckig PE Ø6,2	Bearing Octagon PE Ø6.2
3	90 12 113	Lagerbuchse 8-eckig PE Ø8,2	Bearing Octagon PE Ø8.2
4	90 12 116	Sicherungsring Kunststoff	Locking Washer PSU
5	89 00 333	Gummifeder	Rubber Spring
6	90 60 009	Sprühflasche	Spraybottle
7	90 45 061	Absperrhahn	Shut off valve
8	90 81 823	Schlauchklemme Größe 16/25	Hose clamp size 16/25
	90 81 827	Schlauchklemme Größe 16/27	Hose clamp size 16/27
9	90 81 751	Snapper weiß Gr. 6	Snapper white size 6
	90 81 752	Snapper weiß Gr. 8	Snapper white size 8
	90 81 753	Snapper weiß Gr. 10	Snapper white size 10
	90 81 754	Snapper weiß Gr. 12	Snapper white size 12
10	89 07 046	Snapper schwarz Gr. F	Snapper black size F
11	89 00 347	Regeneriertank Entw./Fix inkl. Tank Deckel kompl.	Replenisher Tank DEV/FIX incl. Replenisher-tank Cover Assy
12	88 00 397	Anit-Oxidation Deckel für Entw. Regeneriertank	Anit-Oxidation Cover for DEV Replenisher-tank
13	89 07 426	Filterpatrone für Regeneriertank	Filter cartridge
15	90 20 322	Durchflußmengenregler 3L	Waterflow regulator 3L
16	90 45 141	Filterereinsatz Magnetventil	Water solenoid filter
17	90 12 126	Lagerbuchse 8-eckig POM Ø5,2	Bearing Octagon POM Ø5.2
18	90 12 180	Lagerbuchse 8-eckig POM Ø6,2	Bearing Octagon POM Ø6.2
19	90 12 181	Lagerbuchse 8-eckig POM Ø8,2	Bearing Octagon POM Ø8.2



Position	Teile Nr. part no.	Beschreibung	Description
----------	--------------------	--------------	-------------



F9	90 20 011	Sicherung T 630mA (20x5) Wasserventilkühlung	Fuse T 630mA (20x5) water solenoid cooling
F9	90 20 052	Sicherung T 6,3A (20x5) für externen Kühler	Fuse T 6.3A (20x5) external chiller
F8	90 20 011	Sicherung T 630mA (20x5)	Fuse T 630mA (20x5)
F7	90 20 054	Sicherung T 2,5A	Fuse T 2,5 A
F6	90 20 021	Sicherung T 1,6A (20x5)	Fuse T 1.6A (20x5)
F5	90 20 021	Sicherung T 1,6A (20x5)	Fuse T 1.6A (20x5)
F4	90 20 054	Sicherung T 2,5A	Fuse T 2,5 A
F3	90 20 054	Sicherung T 2,5A	Fuse T 2,5 A
F2	90 20 054	Sicherung T 2,5A	Fuse T 2,5 A
F1	90 20 028	Sicherung T 8A	Fuse T 8 A

NOTES

NOTES

NOTES
