


79575
2051-8

Publication No. 632021

9-81

PARTS LIST



KODAK INDUSTRIAL X-OMAT PROCESSOR

MODEL B

©Eastman Kodak Company, 1981

Order parts from

Eastman Kodak Company, Parts Services
800 Lee Road, Rochester, New York 14650

Order by PART NUMBER



PLEASE NOTE

The information contained herein is based on the experience and knowledge relating to the subject matter gained by Eastman Kodak Company prior to publication.

No patent license is granted by this information.

Eastman Kodak Company reserves the right to change this information without notice, and makes no warranty, express or implied, with respect to this information. Kodak shall not be liable for any loss or damage, including consequential or special damages, resulting from the use of this information, even if loss or damage is caused by Kodak's negligence or other fault.

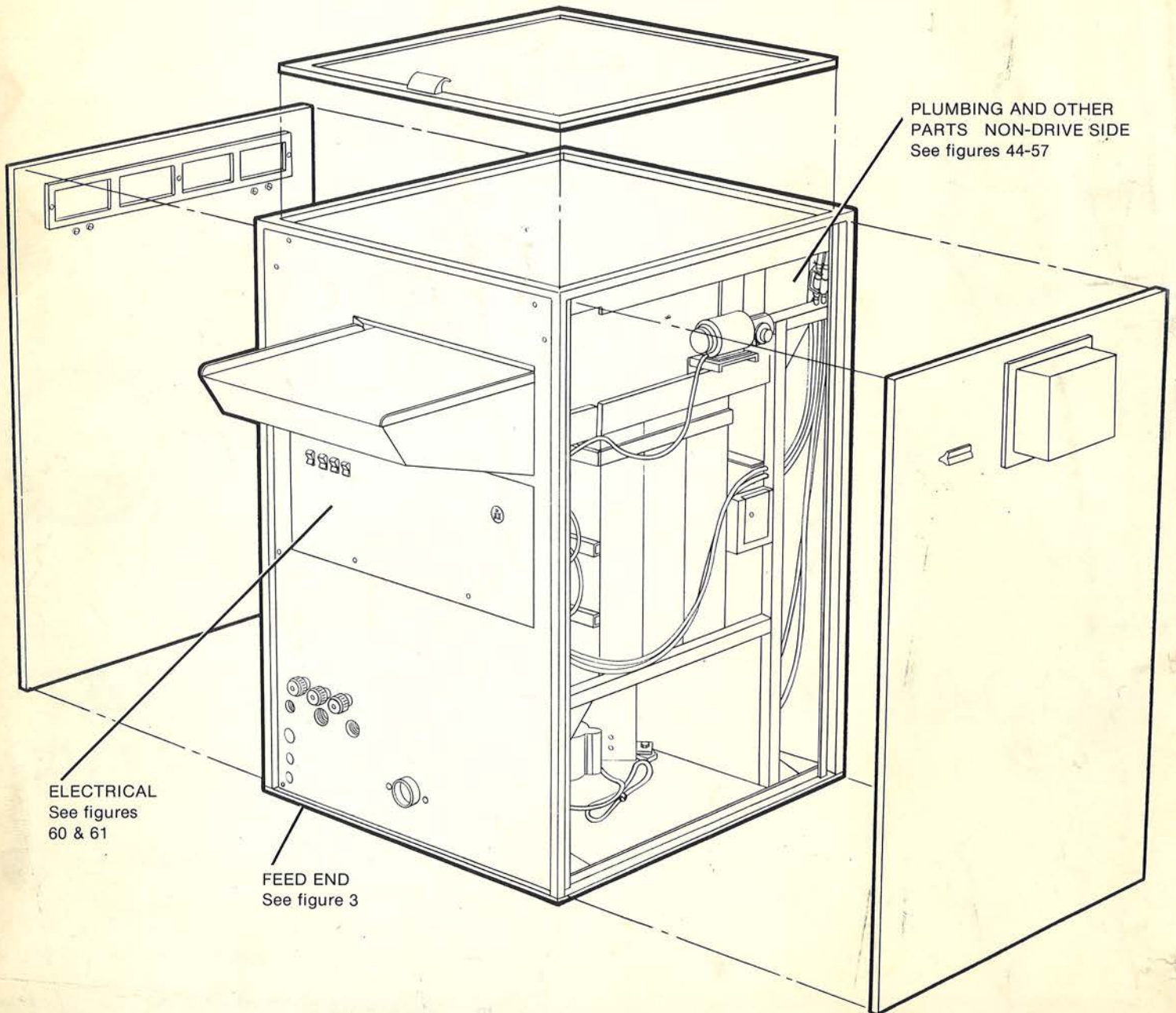


Figure 1




FIGURE 4 — DRYER END

GENERAL ASSEMBLIES

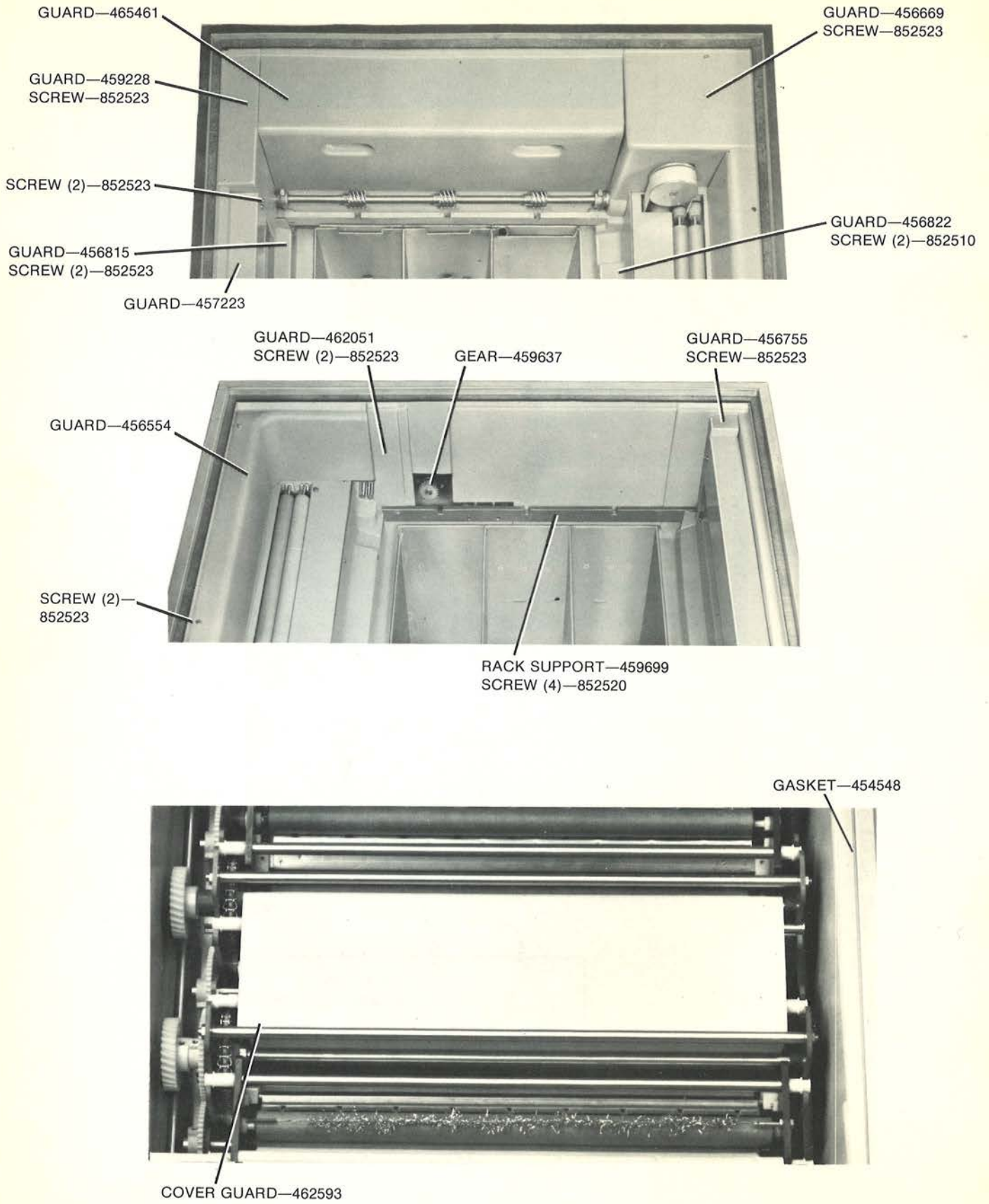


FIGURE 5





FIGURE 6 DETECTOR ROLLER PARTS (DRIVE SIDE)

ROLLER TRANSPORT

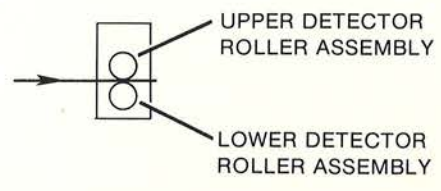




FIGURE 7 DETECTOR ROLLER PARTS (NON-DRIVE SIDE)

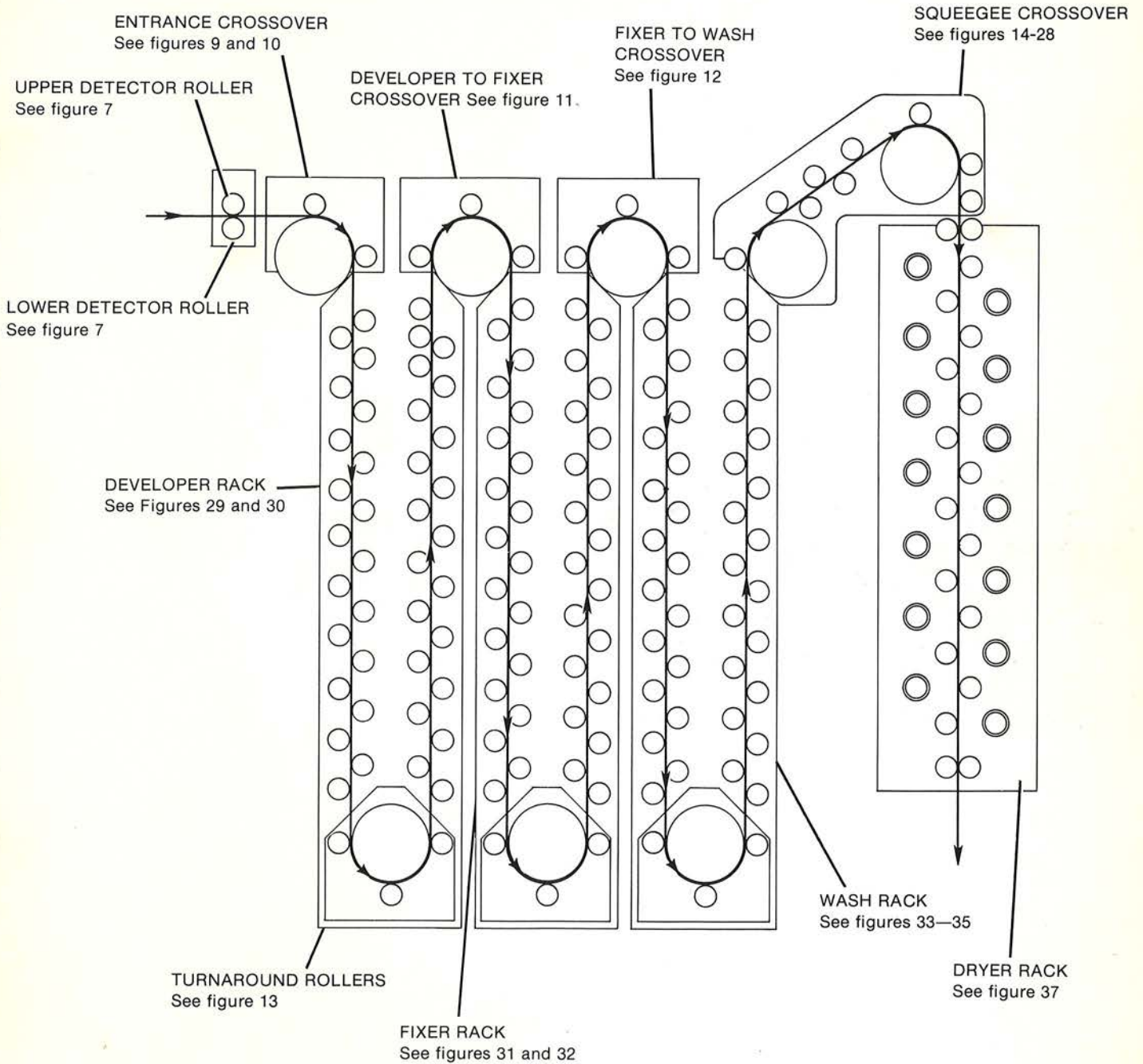


FIGURE 8 FILM PATH DIAGRAM

(NOTE: The film moves in the direction of the →.)

ROLLER TRANSPORT


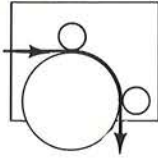


FIGURE 9 ENTRANCE CROSSOVER ASSEMBLY—450533 (DRIVE SIDE)

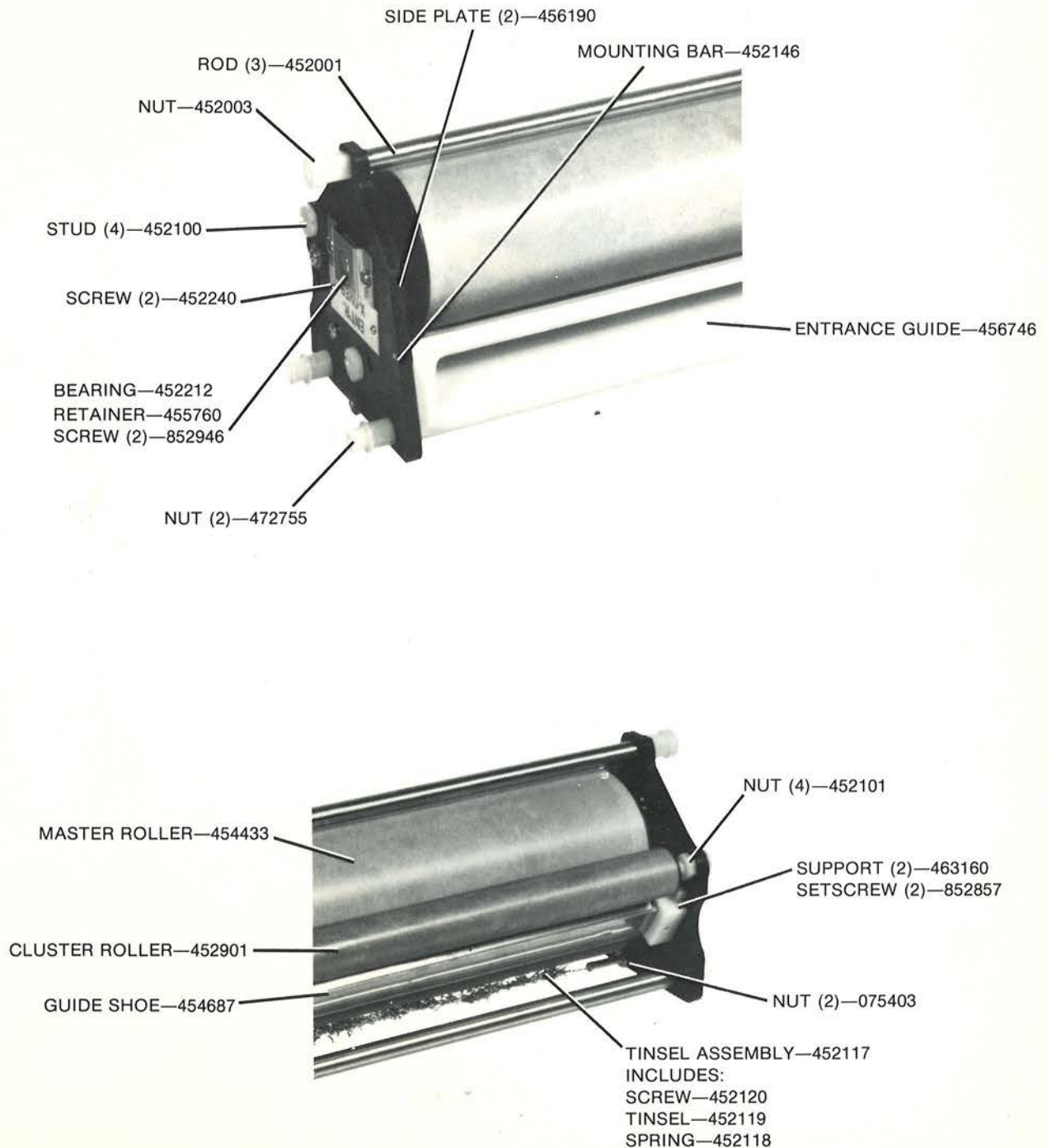
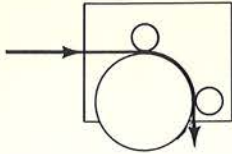


FIGURE 10 ENTRANCE CROSSOVER ASSEMBLY (NON-DRIVE SIDE)

ROLLER TRANSPORT

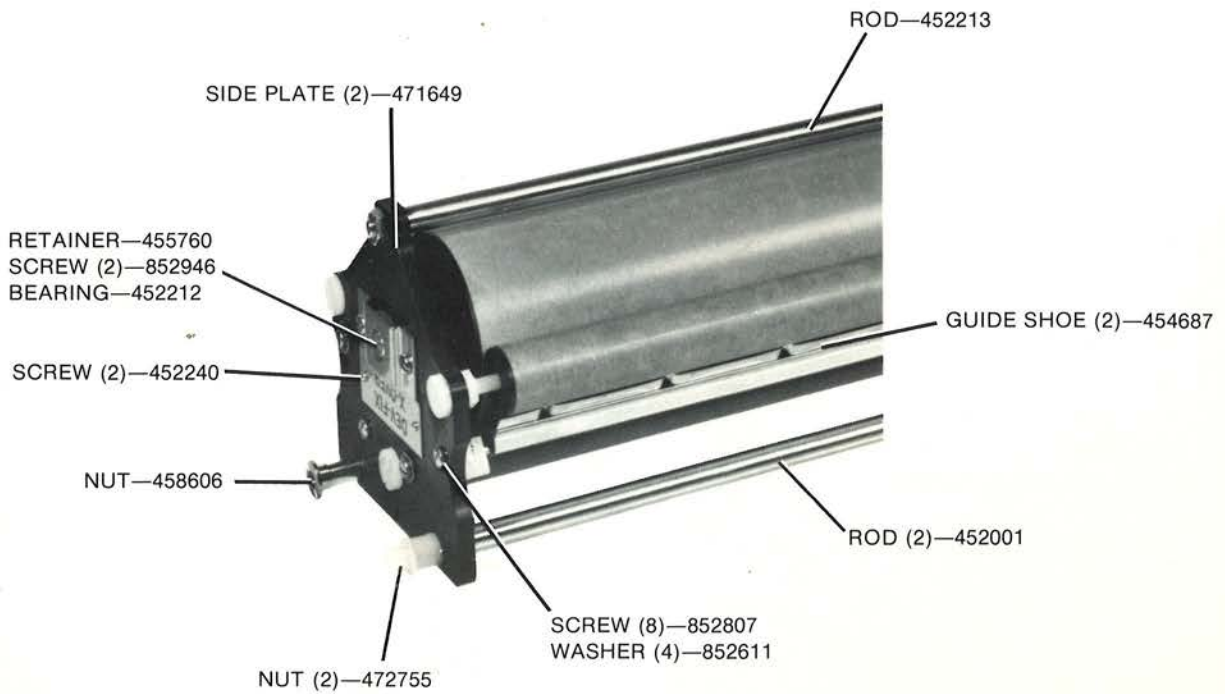
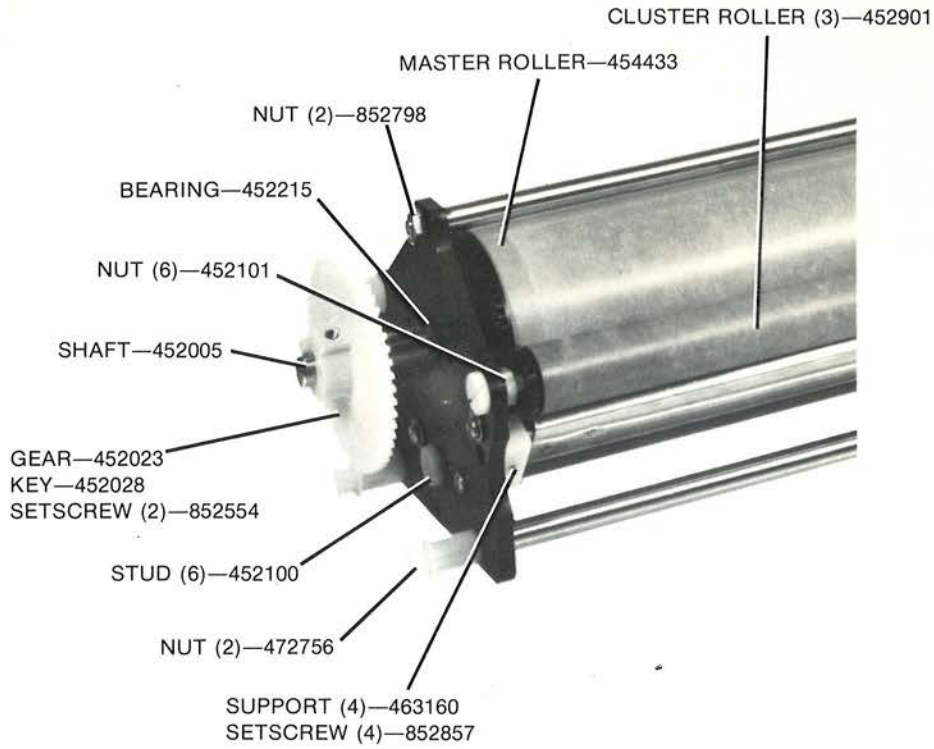
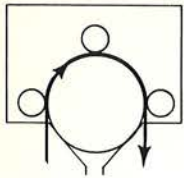


FIGURE 11 DEVELOPER TO FIXER CROSSOVER ASSEMBLY-450534 (DRIVE SIDE AND NON-DRIVE SIDE)

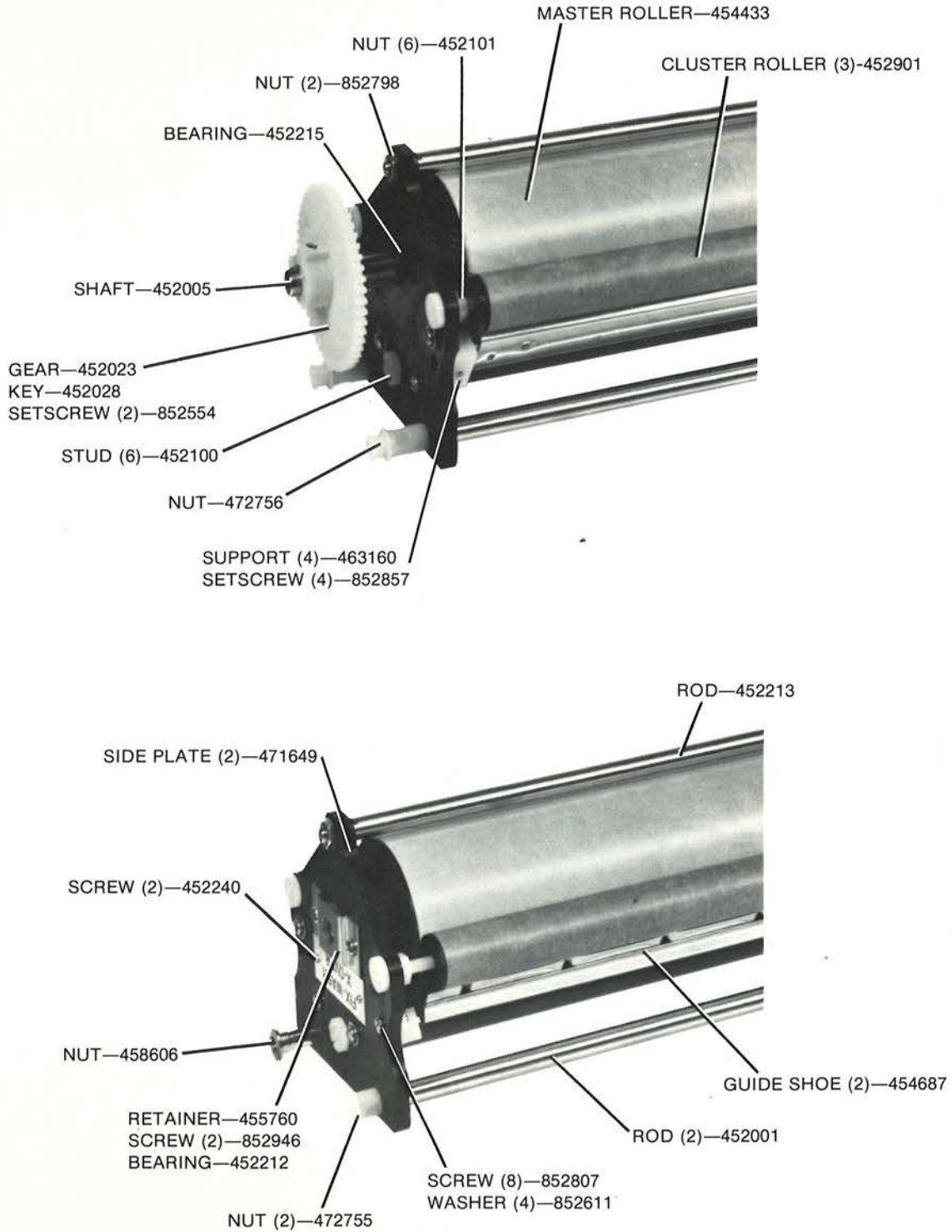
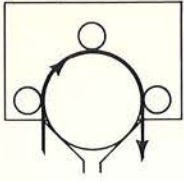


FIGURE 12 FIXER TO WASH CROSSOVER ASSEMBLY —450534 (DRIVE SIDE AND NON-DRIVE SIDE)

ROLLER TRANSPORT

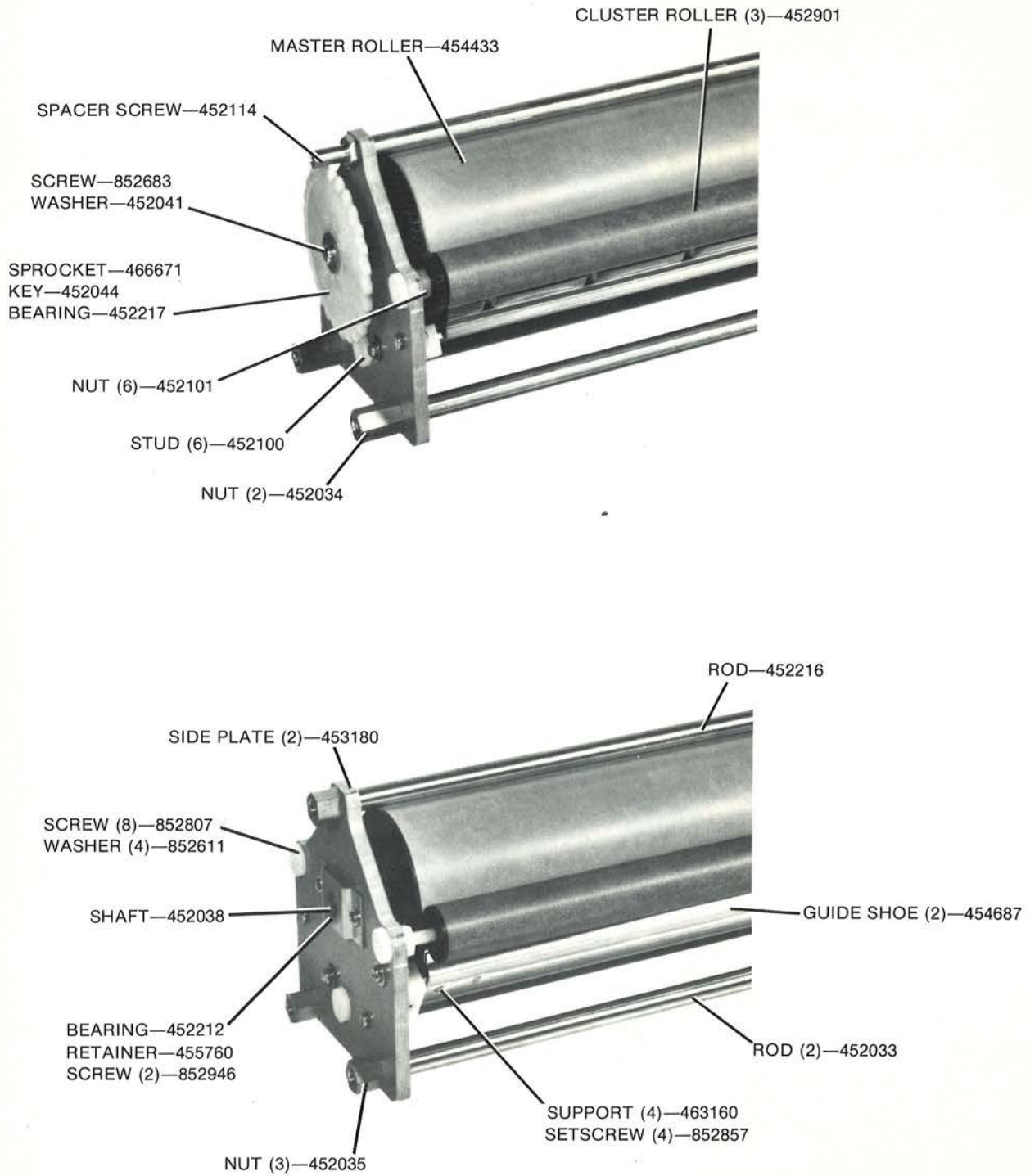
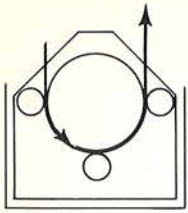


FIGURE 13 TURNAROUND ASSEMBLY—450686 (DRIVE SIDE AND NON-DRIVE SIDE)

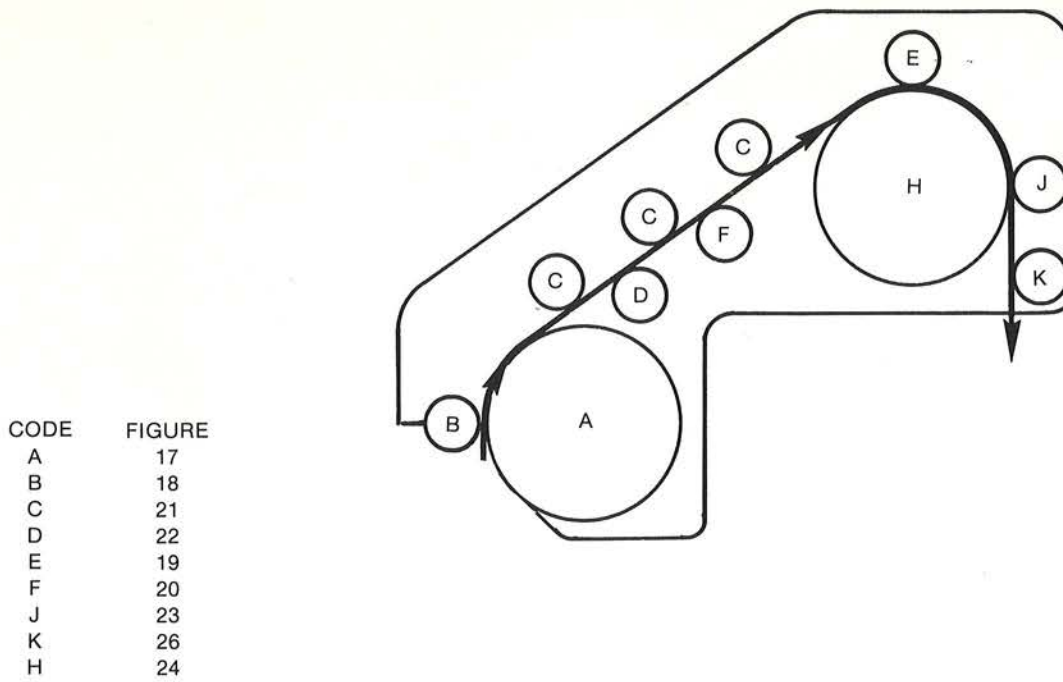


FIGURE 14 SQUEEGEE CROSSOVER ROLLER DIAGRAM

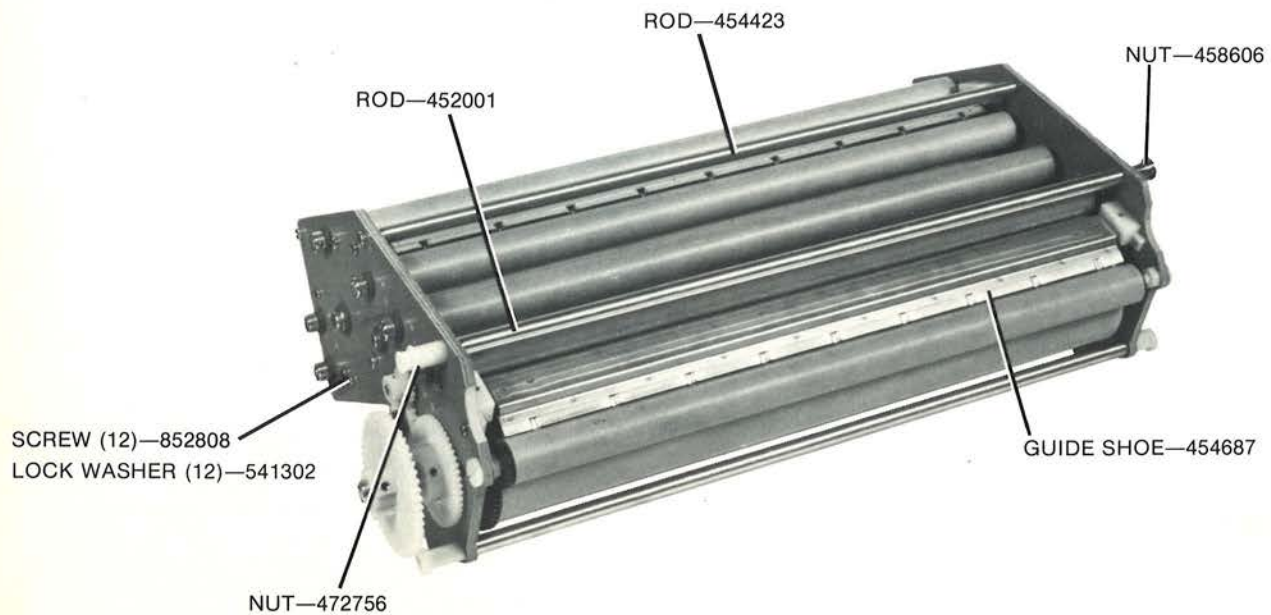


FIGURE 15 SQUEEGEE CROSSOVER ASSEMBLY—450438

ROLLER TRANSPORT

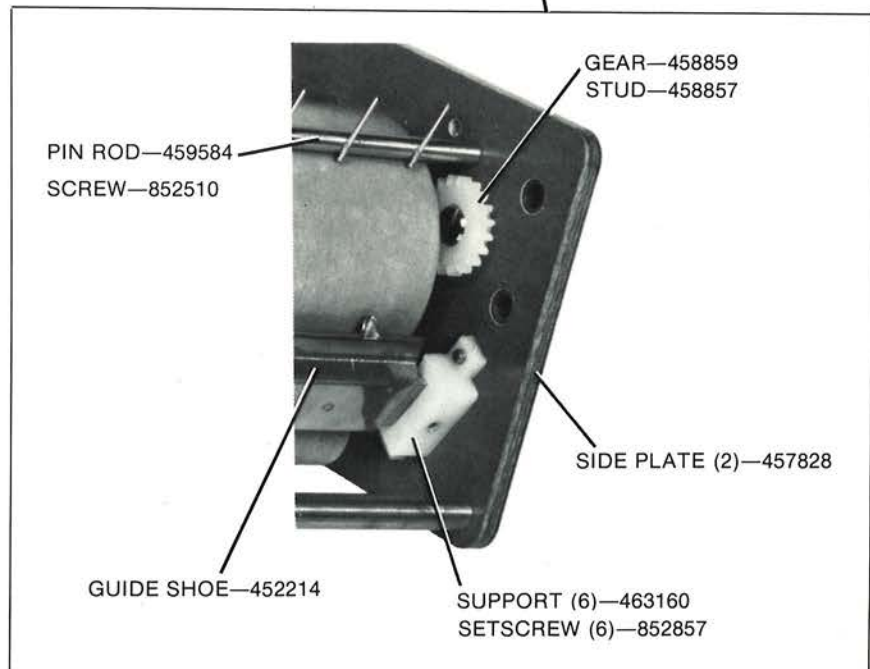
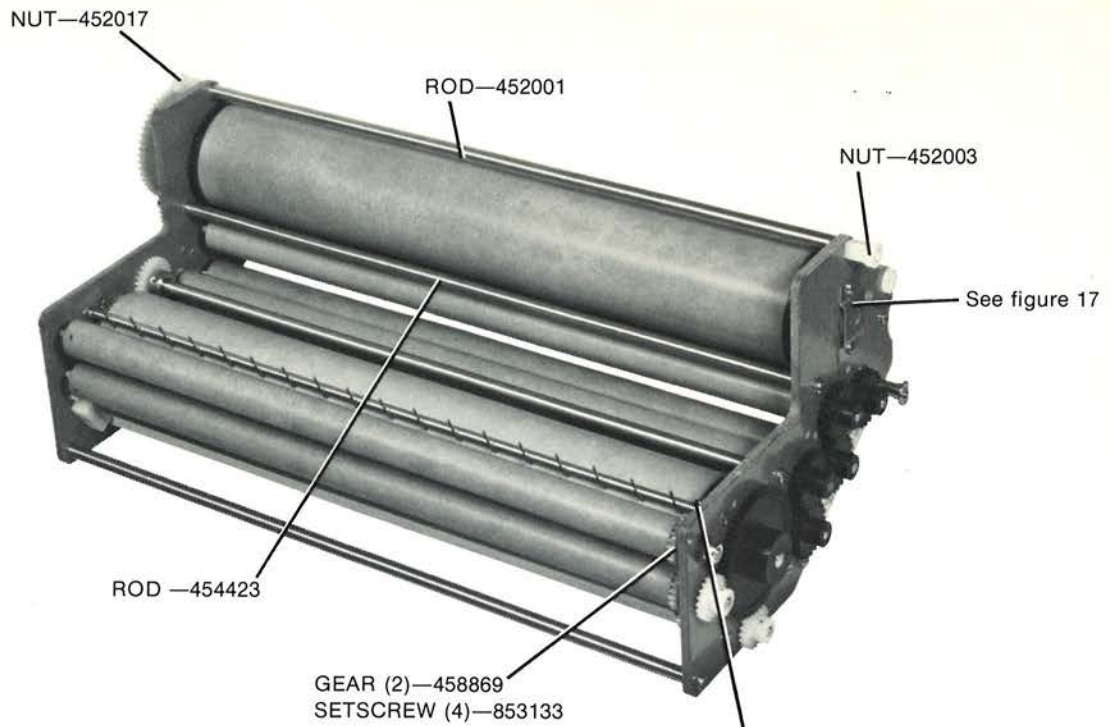


FIGURE 16 SQUEEGEE CROSSOVER ASSEMBLY 450438

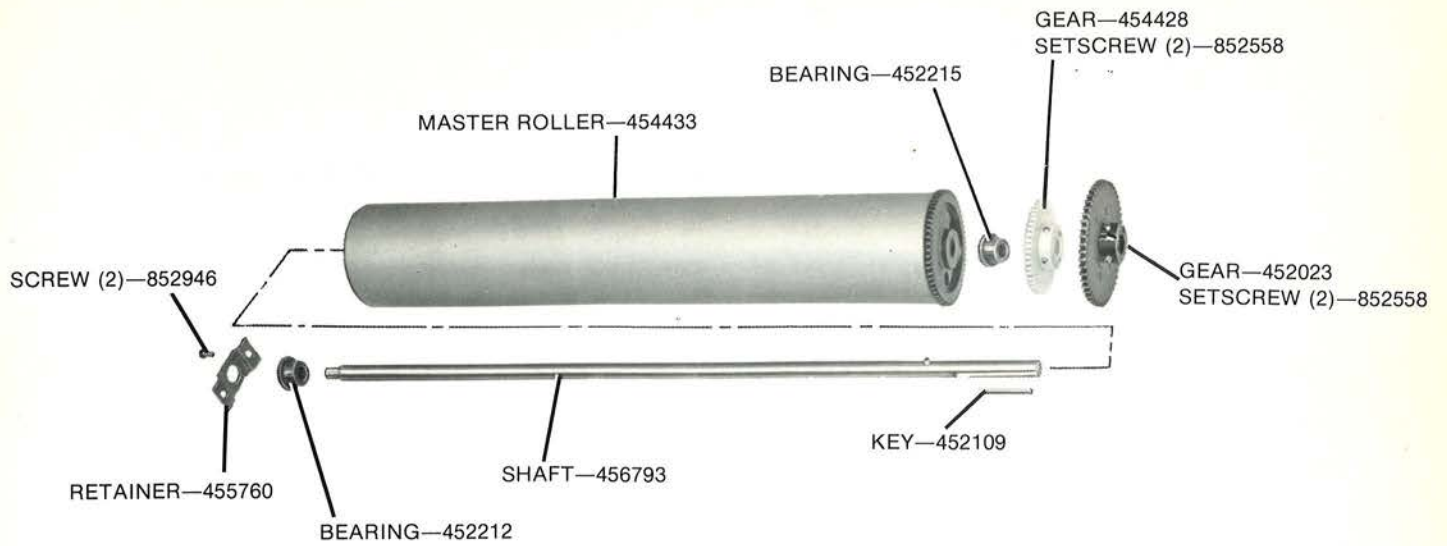


FIGURE 17 SQUEEGEE ENTRANCE MASTER ROLLER "A"




FIGURE 18 SQUEEGEE CROSSOVER ROLLER "B"

ROLLER TRANSPORT




FIGURE 19 SQUEEGEE CROSSOVER ROLLER "E"

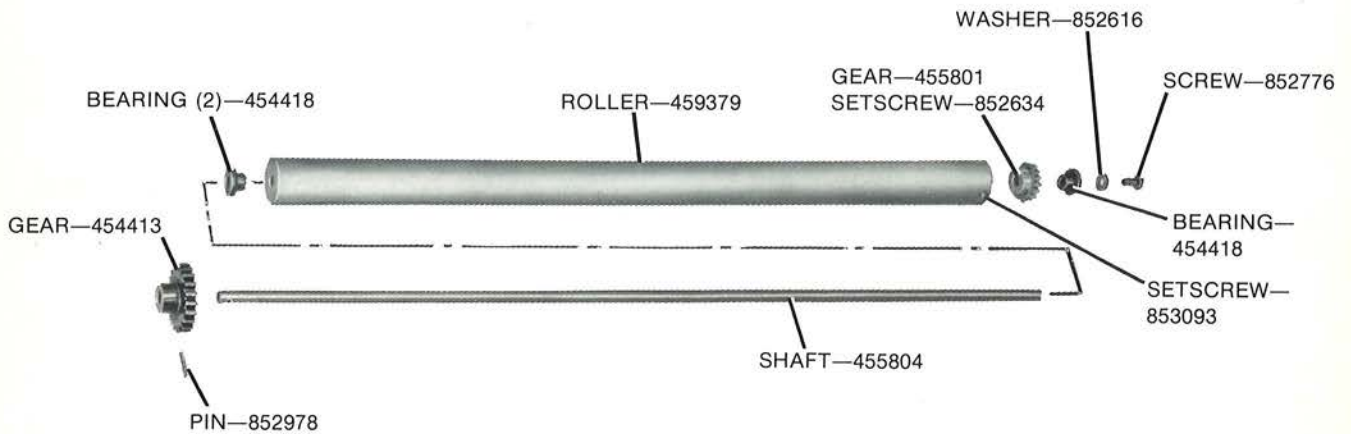


FIGURE 20 SQUEEGEE CROSSOVER ROLLER "F"

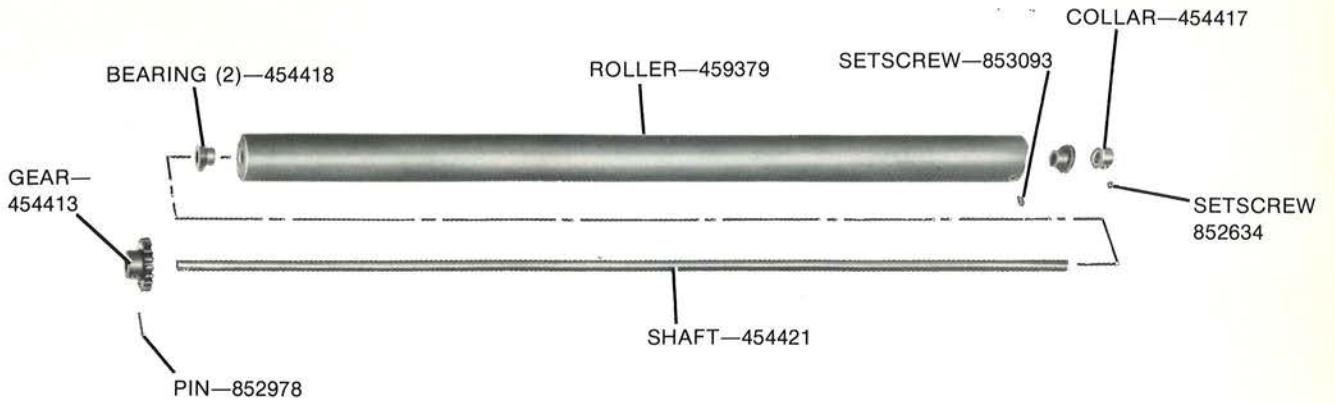


FIGURE 21 SQUEEGEE CROSSOVER ROLLER "C"




FIGURE 22 SQUEEGEE CROSSOVER ROLLER "D"

ROLLER TRANSPORT

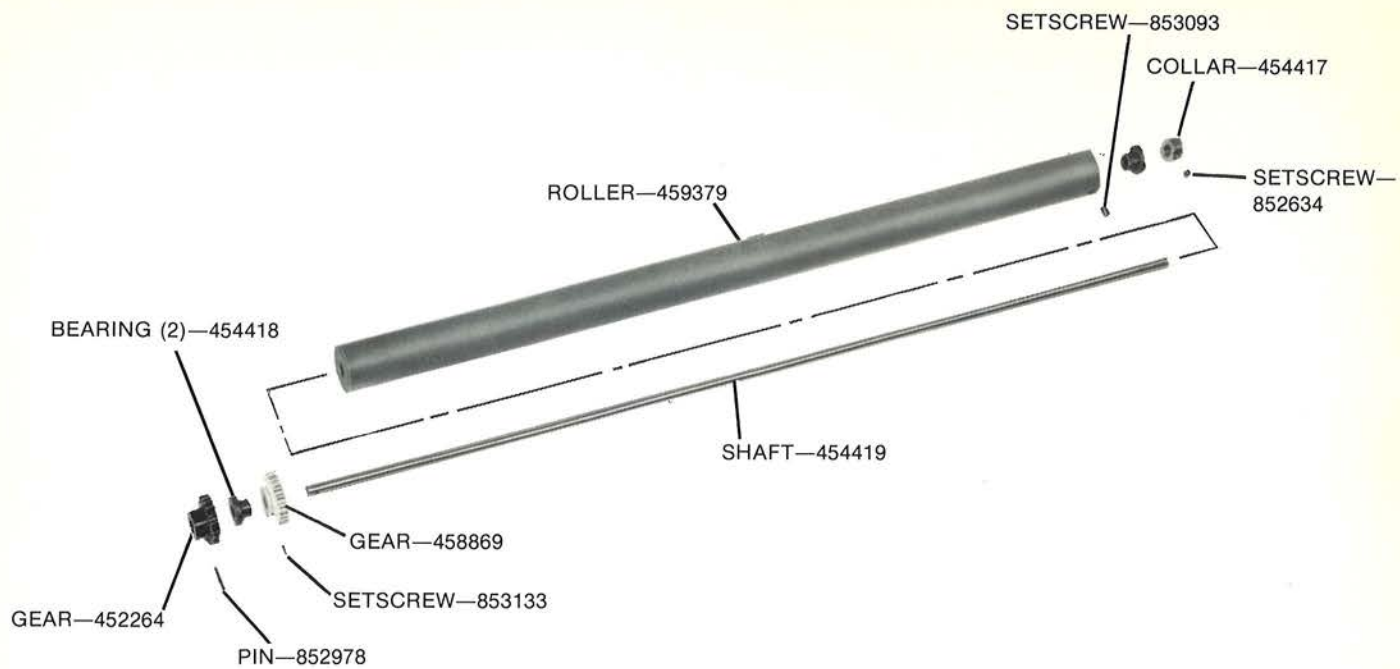


FIGURE 23 SQUEEGEE CROSSOVER ROLLER "J"




FIGURE 24 SQUEEGEE MASTER ROLLER "H"

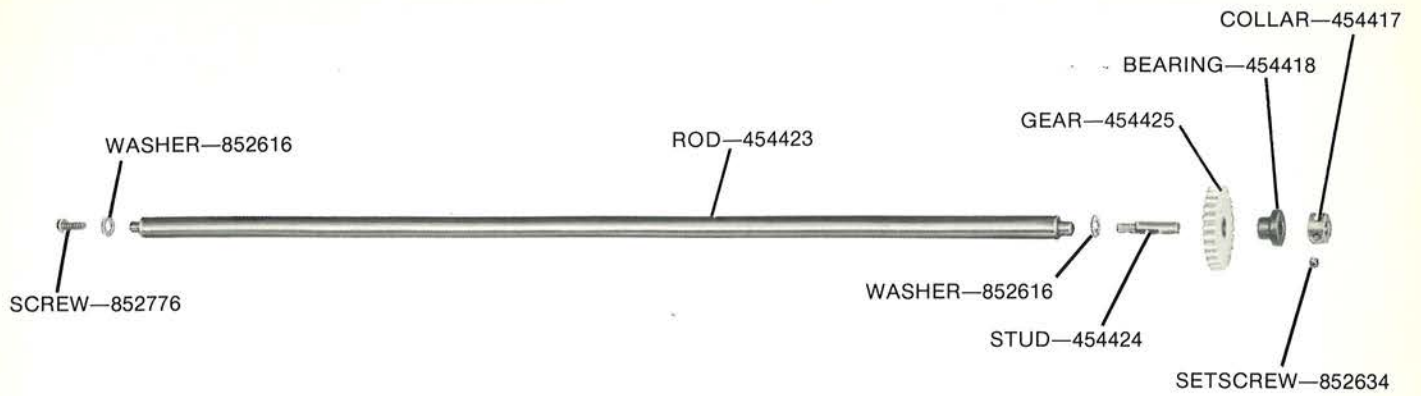


FIGURE 25 SQUEEGEE CROSSOVER TIE ROD "L"




FIGURE 26 SQUEEGEE CROSSOVER ROLLER "K"

ROLLER TRANSPORT

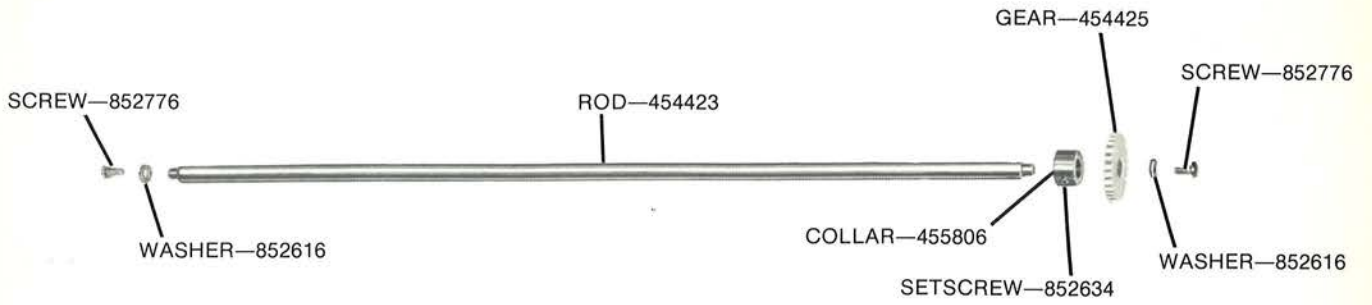


FIGURE 27 SQUEEGEE CROSSOVER TIE ROD "M"



FIGURE 28 PIN ROD FOR SQUEEGEE CROSSOVER

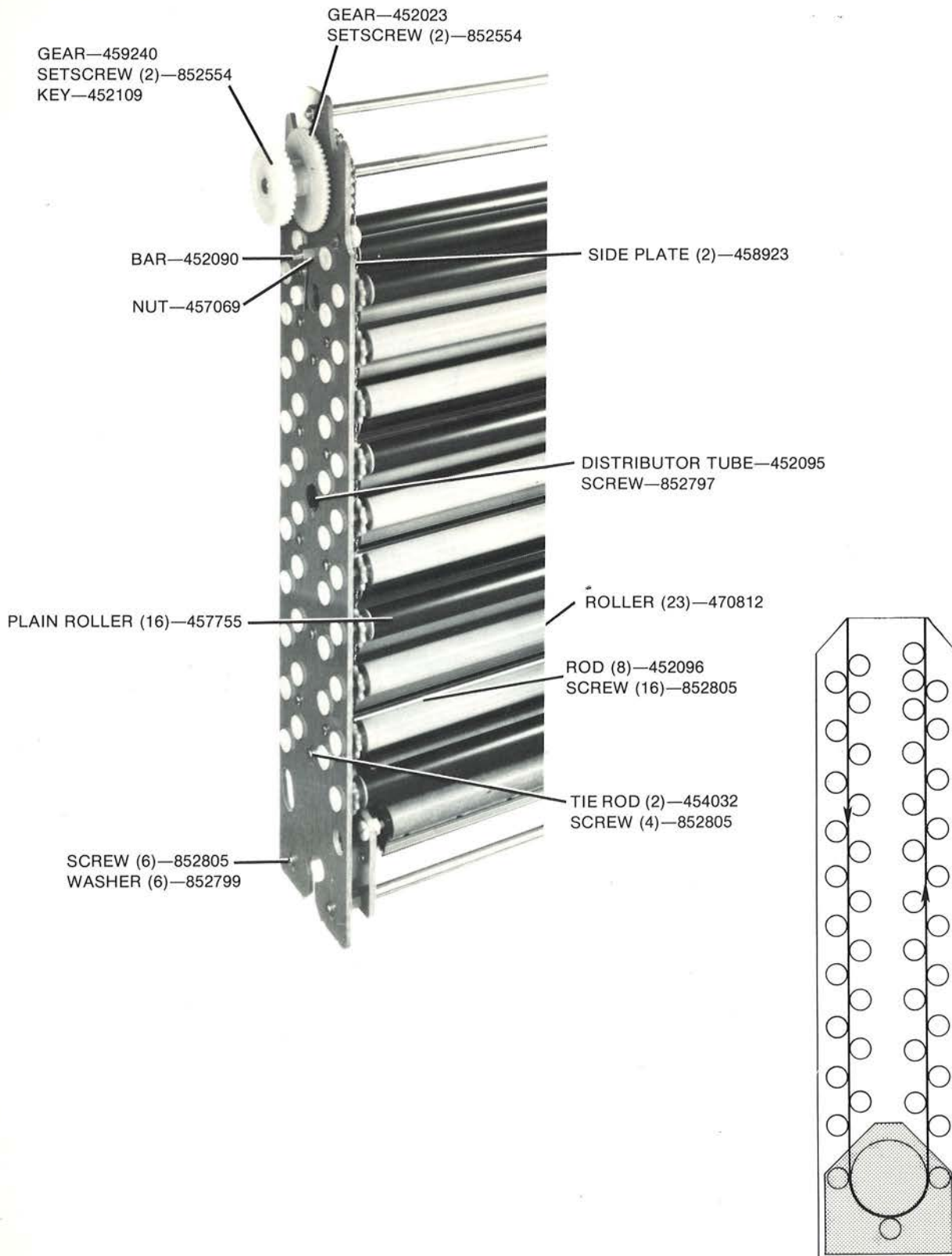


FIGURE 29 DEVELOPER RACK ASSEMBLY—450435 (DRIVE SIDE)

ROLLER TRANSPORT




FIGURE 30 DEVELOPER RACK ASSEMBLY (NON-DRIVE SIDE)

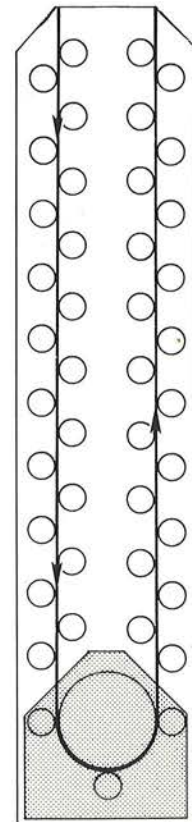
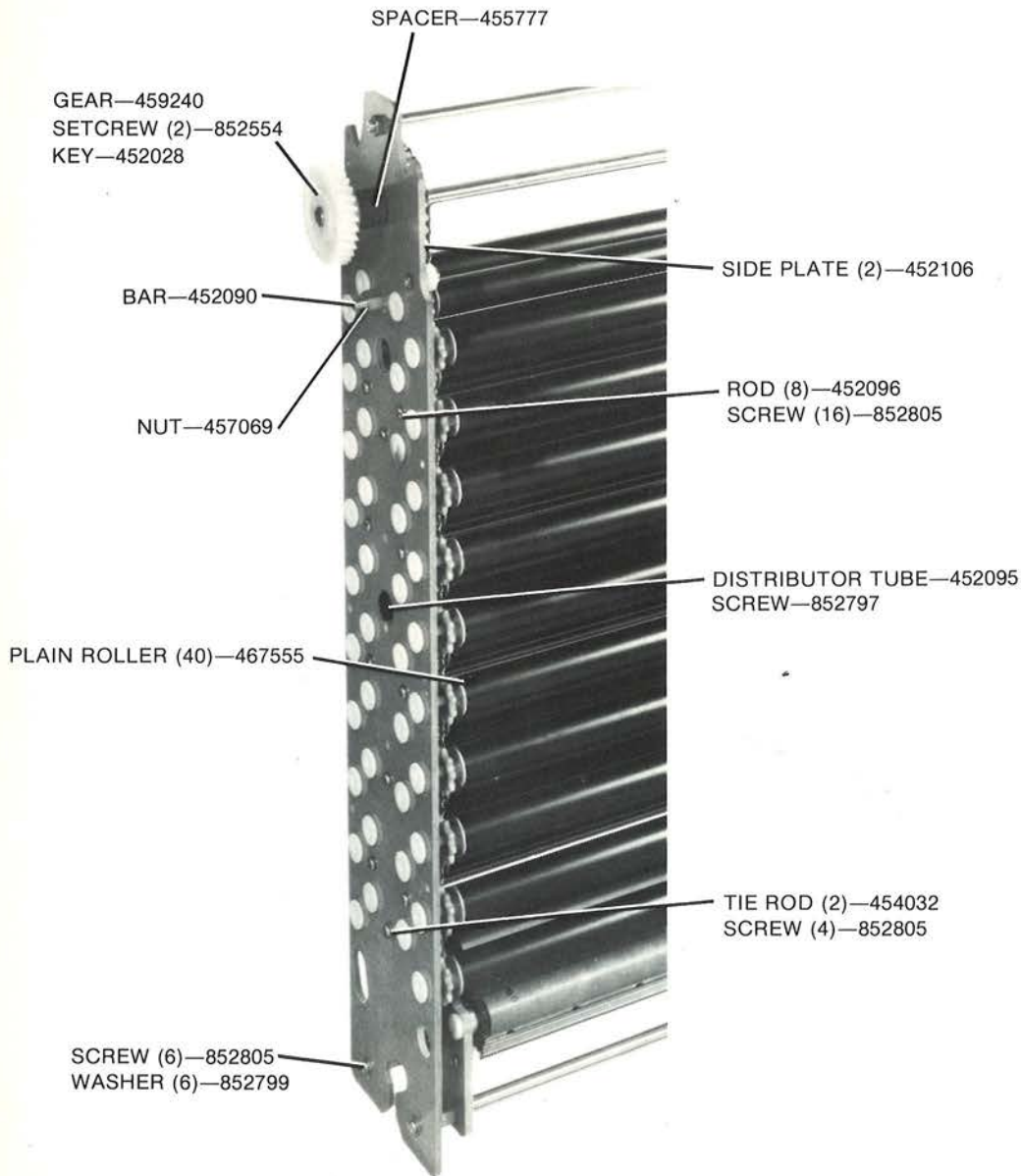


FIGURE 31 FIXER RACK ASSEMBLY—482390 (DRIVE SIDE)

ROLLER TRANSPORT




FIGURE 32 FIXER RACK ASSEMBLY—482390 (NON-DRIVE SIDE)

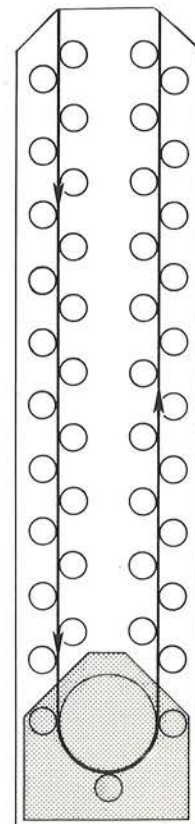
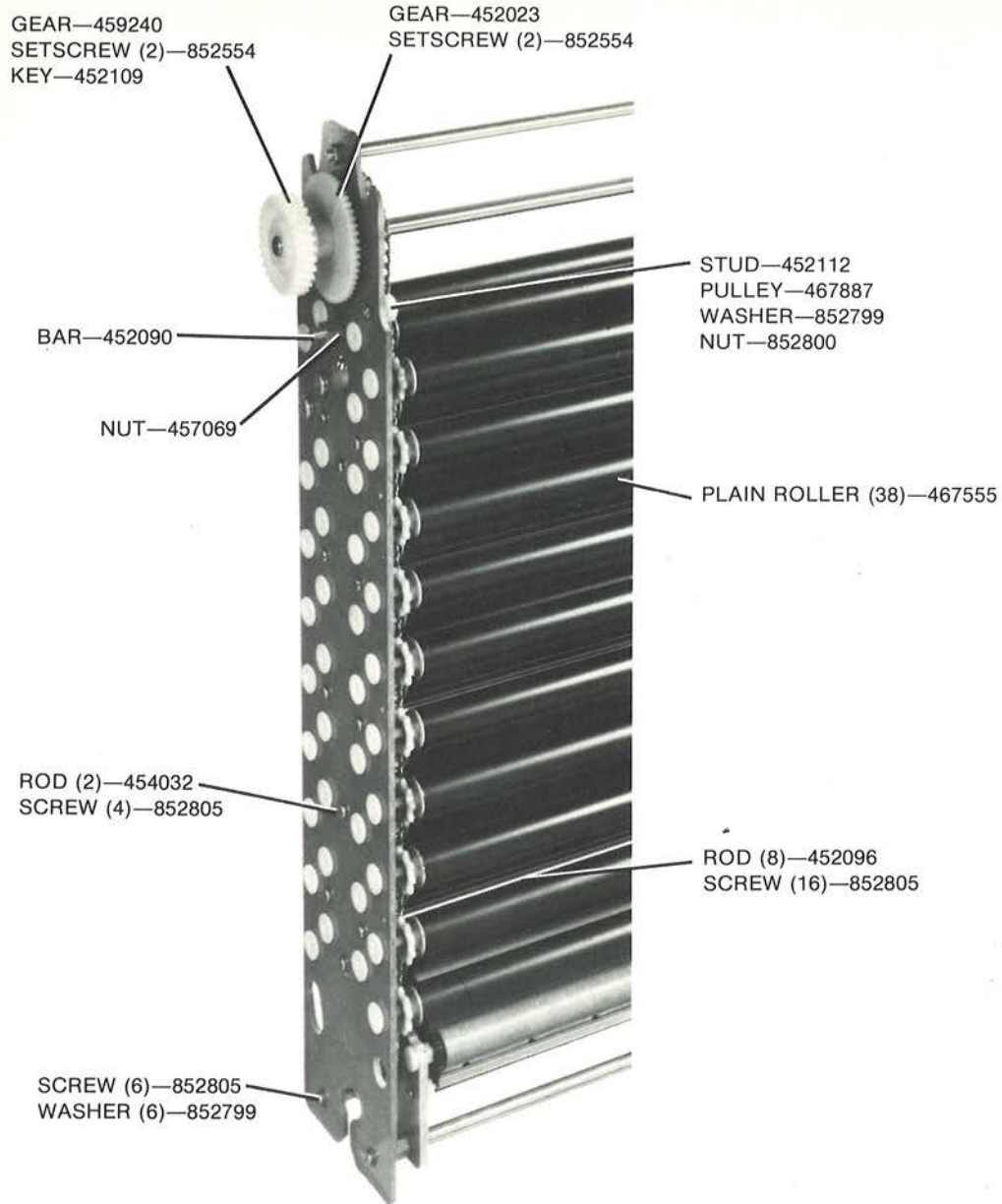


FIGURE 33 WASH RACK ASSEMBLY—460275 (DRIVE SIDE)

ROLLER TRANSPORT

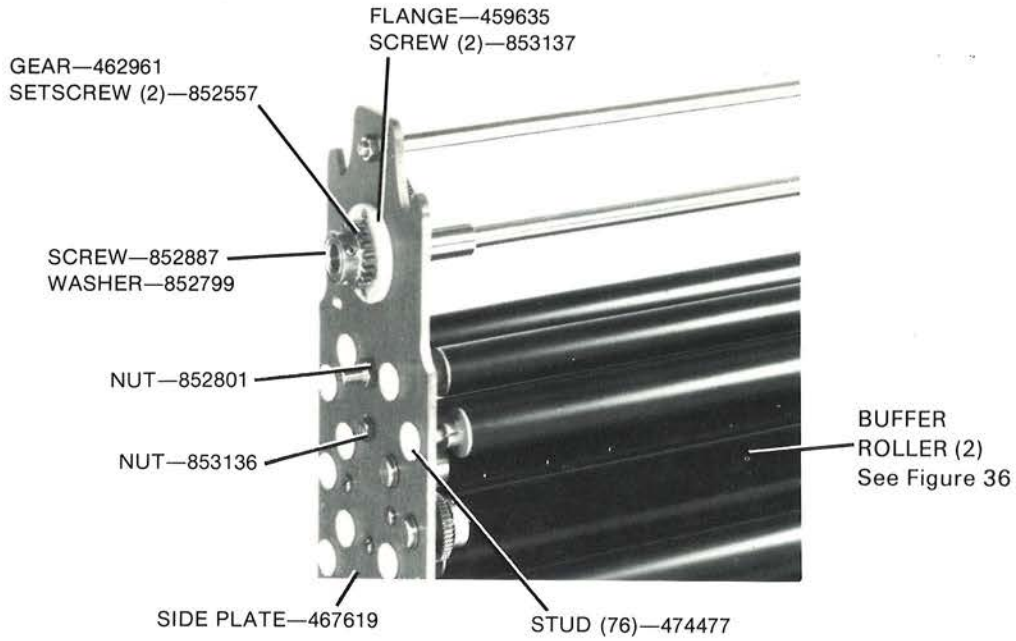


FIGURE 34 WASH RACK ASSEMBLY (NON-DRIVE SIDE)

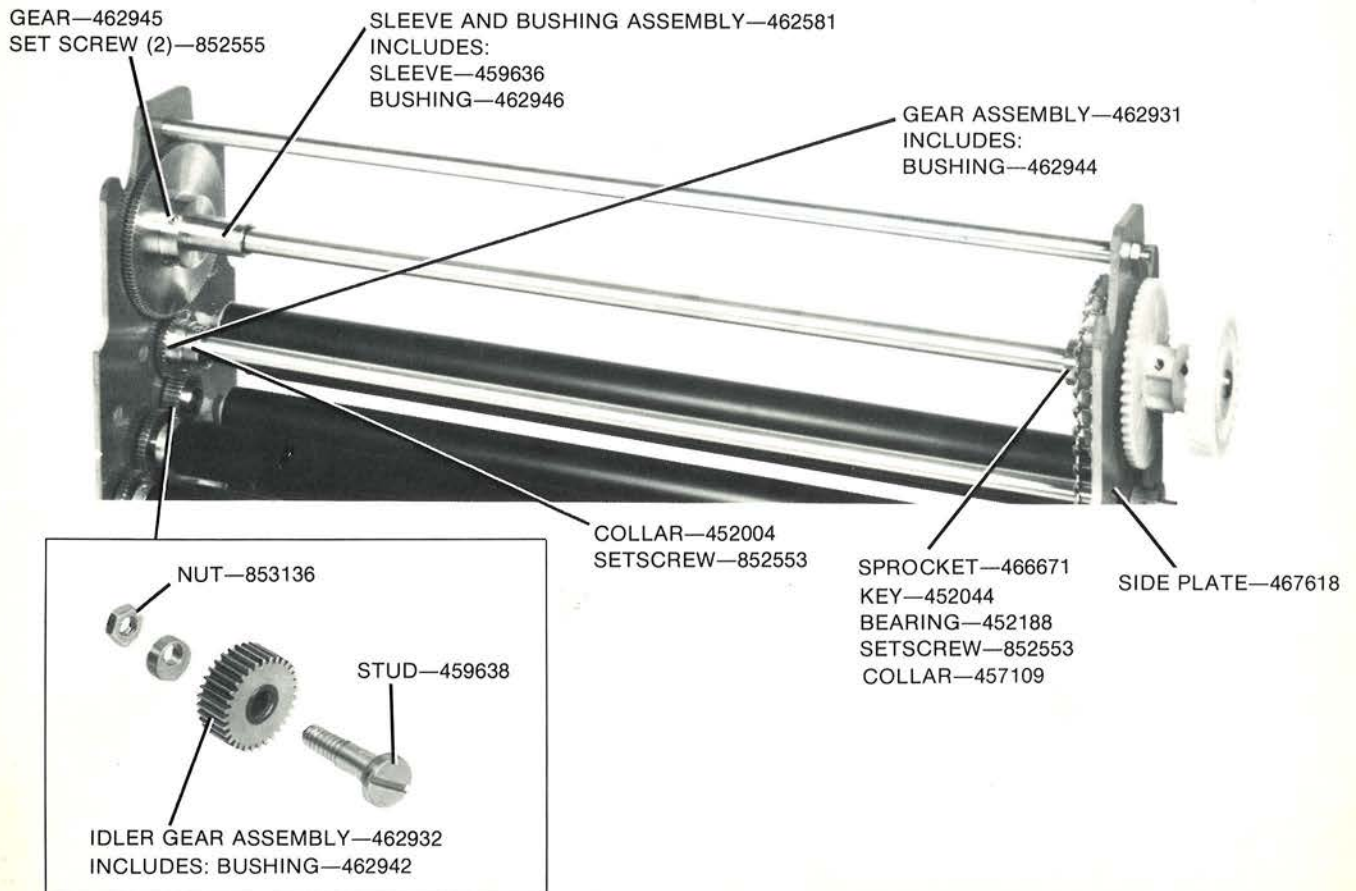


FIGURE 35 WASH RACK ASSEMBLY




FIGURE 36 BUFFER ROLLER ASSEMBLY 462936

DRYER

"C" ROLLER ASSEMBLY—459680

Includes: ROLLER—459379
 SETSCREW—852847
 SHAFT—456162



"D" ROLLER ASSEMBLY (2)—459403

Includes: ROLLER—459379
 SETSCREW (2)—852847
 SHAFT—456162



"E" ROLLER ASSEMBLY—462075

Includes: ROLLER—459379—459380
 SETSCREW—852847
 O RING (6)—454543
 SHAFT—476982



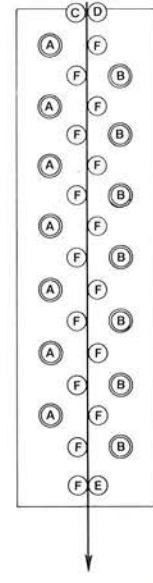
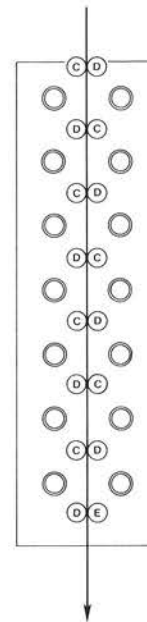

"F" ROLLER ASSEMBLY (14)—459402

Includes: ROLLER—459379
 SETSCREW (14)—852847
 SHAFT—456162



AIR TUBE "B" ASSEMBLY—455968
 Includes: SCREW (2)—452757

AIR TUBE "A" ASSEMBLY—455966
 Includes: SCREW (2)—452757



OPPOSED PATH

STAGGERED PATH

FIGURE 37 DRYER TRANSPORT ROLLERS




FIGURE 38 DRYER END PARTS




FIGURE 39





FIGURE 40 DRYER ROLLER SUPPORTS, HEATERS AND OTHER PARTS

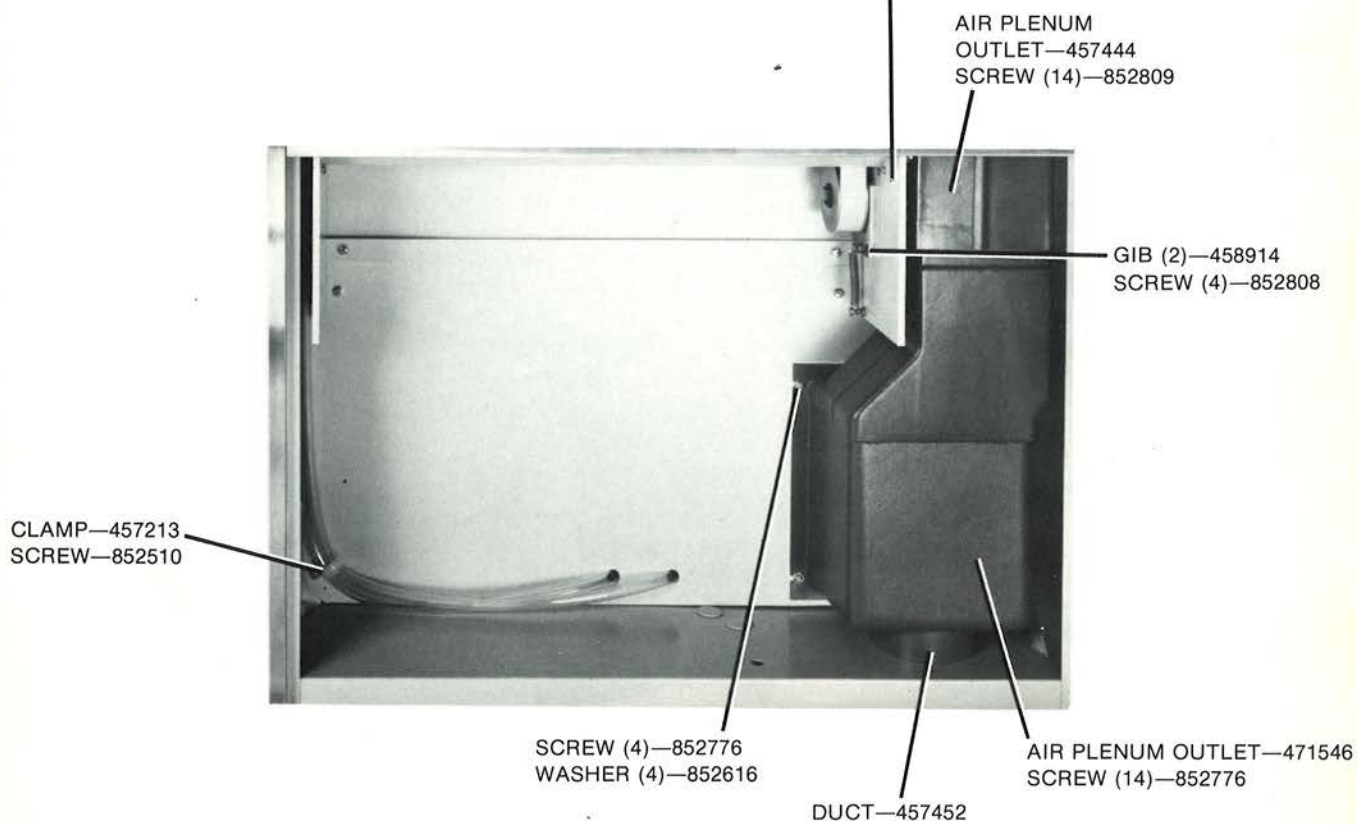
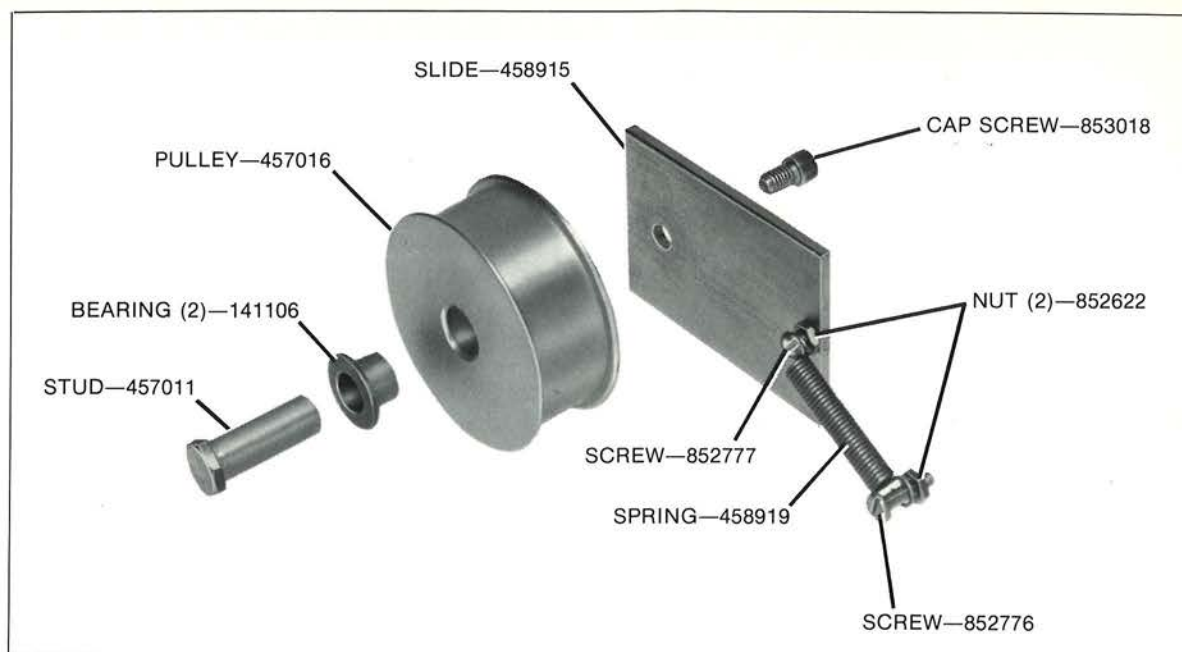






FIGURE 41 LOWER DRYER END



**FIGURE 42 BLOWER (60-Hz)—592756
(50-Hz)—592759**

*UPSET HEX WASHER HEAD SCREWS 853075
ARE INSTALLED ON SOME BLOWERS.



*See Chart.

PART NAME	If the BLOWER has 2 BELTS, order:	If the BLOWER has an existing 3/16" BELT, order:	If the BLOWER has an existing 5/16" BELT, order:
*BLOWER ASSEMBLY—60 Hz	457426 or	592756 or	592756 or
----- -50 Hz	457427	474379	592759
Includes:	Includes:	Includes:	Includes:
BELT—60 Hz	457610	474386	592755
----- -50 Hz	457615		
MOTOR SHEAVE—60 Hz	457608	474384	592757
----- -50 Hz	457613	474387	592758
BLOWER SHEAVE—60 Hz	457609	474385	592501
----- -50 Hz	457614		
*Each BLOWER ASSEMBLY includes the correct BELT, MOTOR SHEAVE, and BLOWER SHEAVE.			

FIGURE 43 BLOWER PARTS





FIGURE 44 REPLENISHER CONNECTIONS AND OTHER PARTS

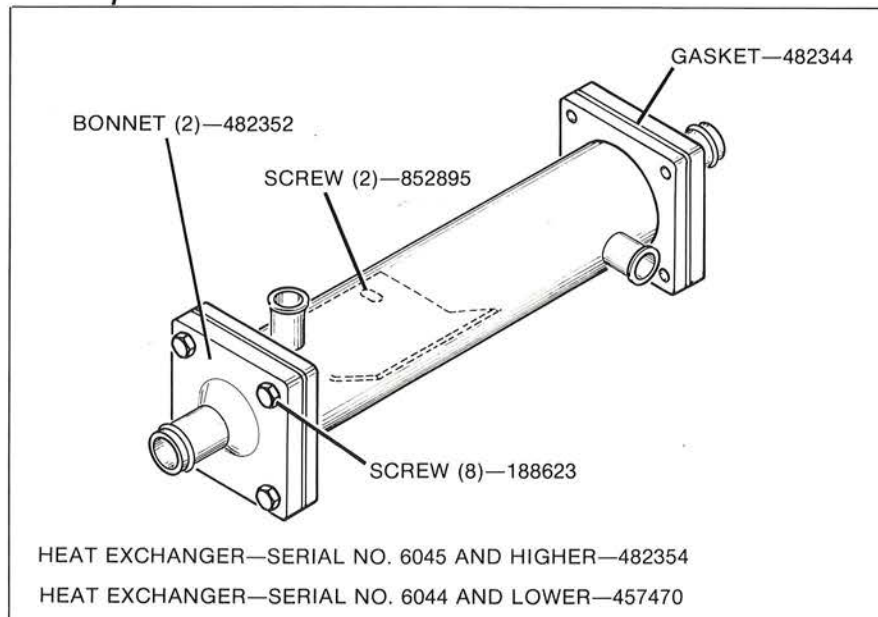
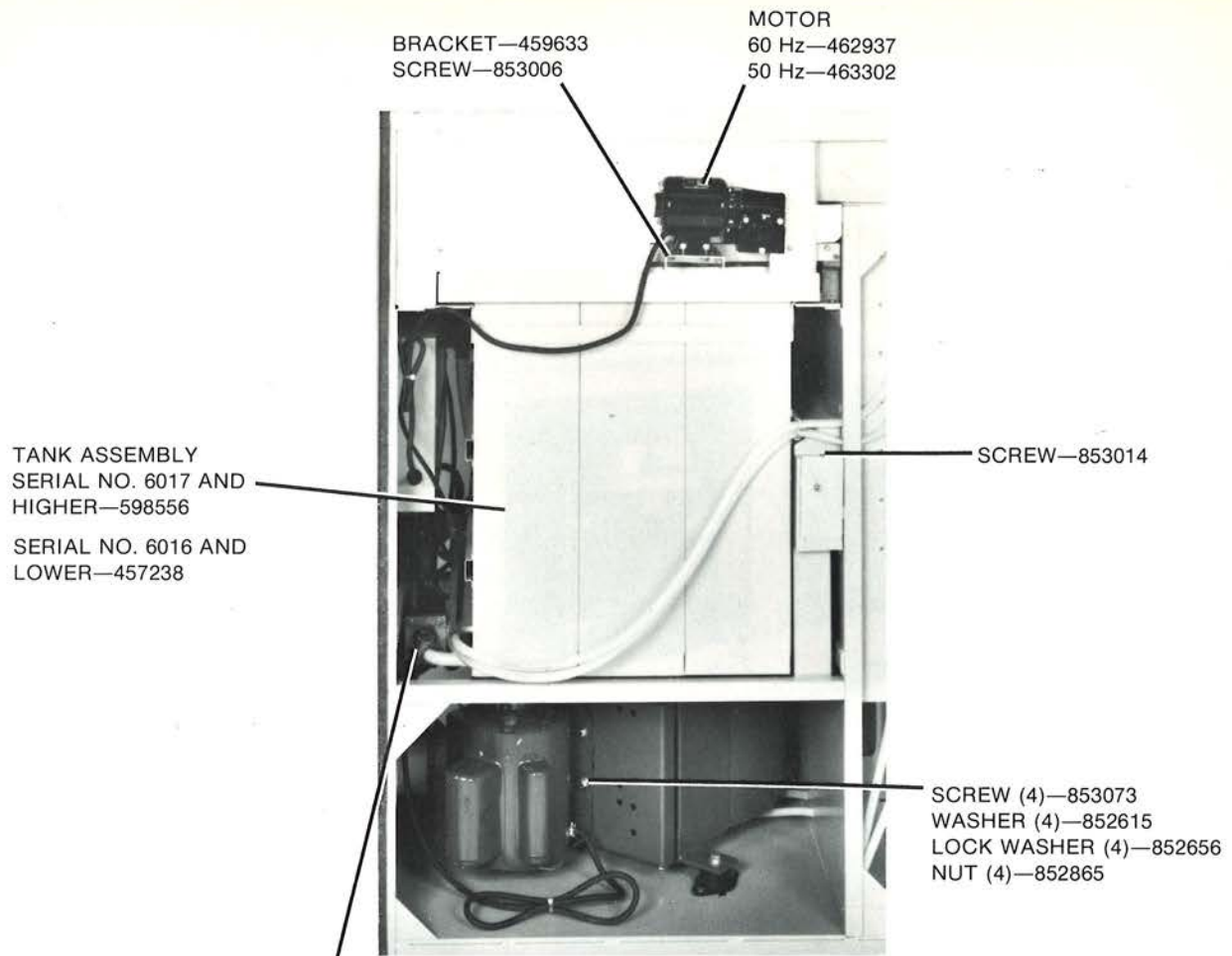


FIGURE 45 PLUMBING (NON-DRIVE SIDE)




FIGURE 46 DEVELOPER PARTS

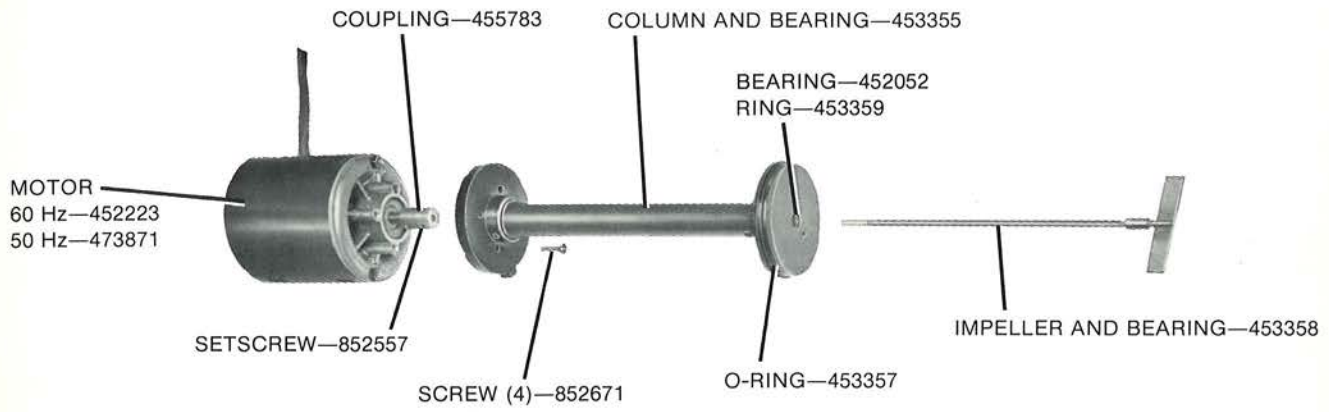



FIGURE 48 DEVELOPER RECIRCULATION PUMP ASSEMBLY 50 Hz—557401
60 Hz—557400



FIGURE 49 DEVELOPER HEATER PARTS SERIAL NUMBER 6015 AND LOWER





FIGURE 50 DEVELOPER HEATER PARTS FOR SERIAL NUMBER 6016 AND HIGHER



FIGURE 51 DEVELOPER FILTER ASSEMBLY—450377

FIXER
RECIRCULATION
PUMP ASSEMBLY
See Figure 64



ORIFICE
See figure 62

FIGURE 63

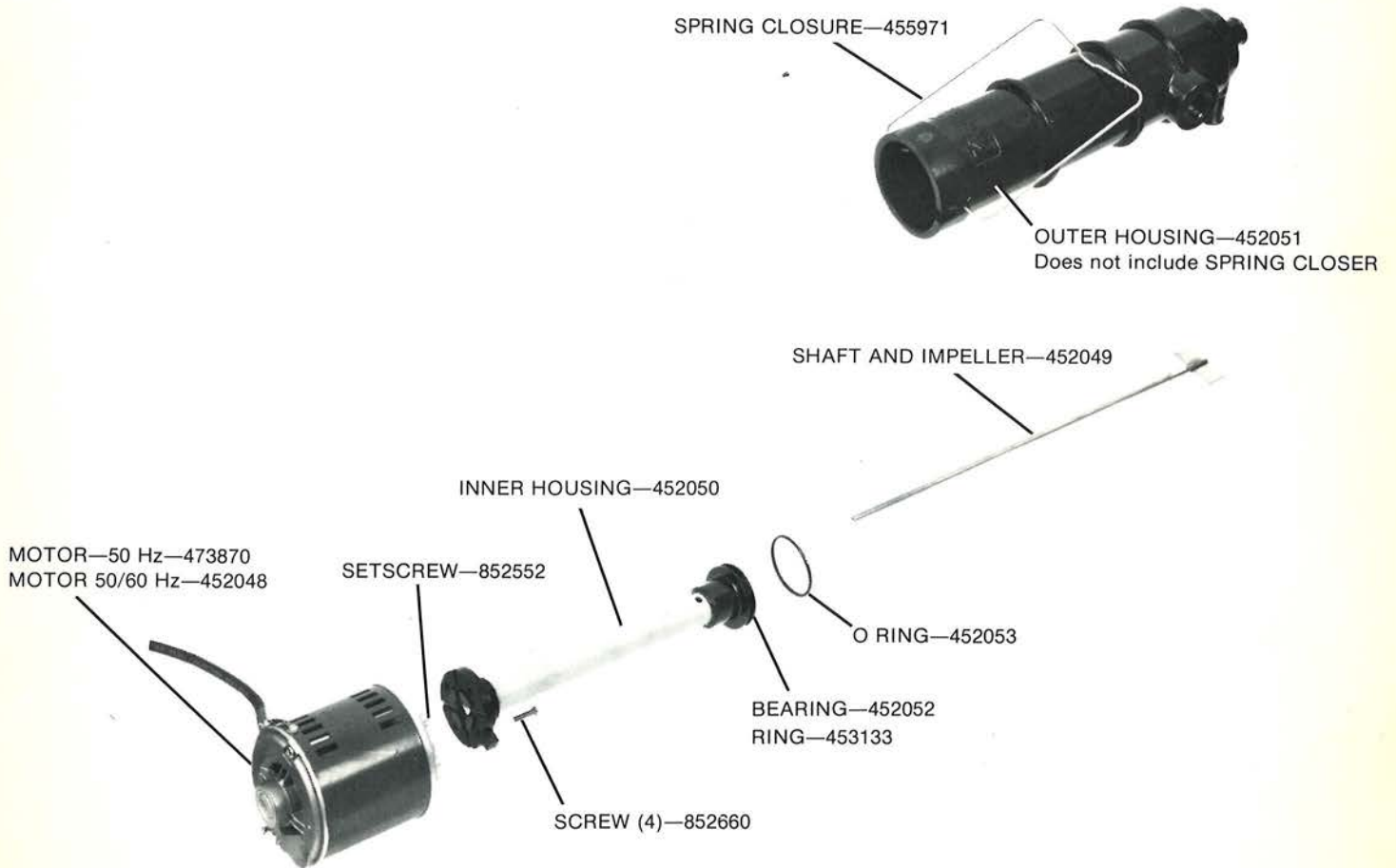


FIGURE 64 FIXER RECIRCULATION PUMP ASSEMBLY 60 Hz—450107
50 Hz—460467

DRIVE SYSTEMS




FIGURE 65 DRYER DRIVE




FIGURE 66 MAIN DRIVE

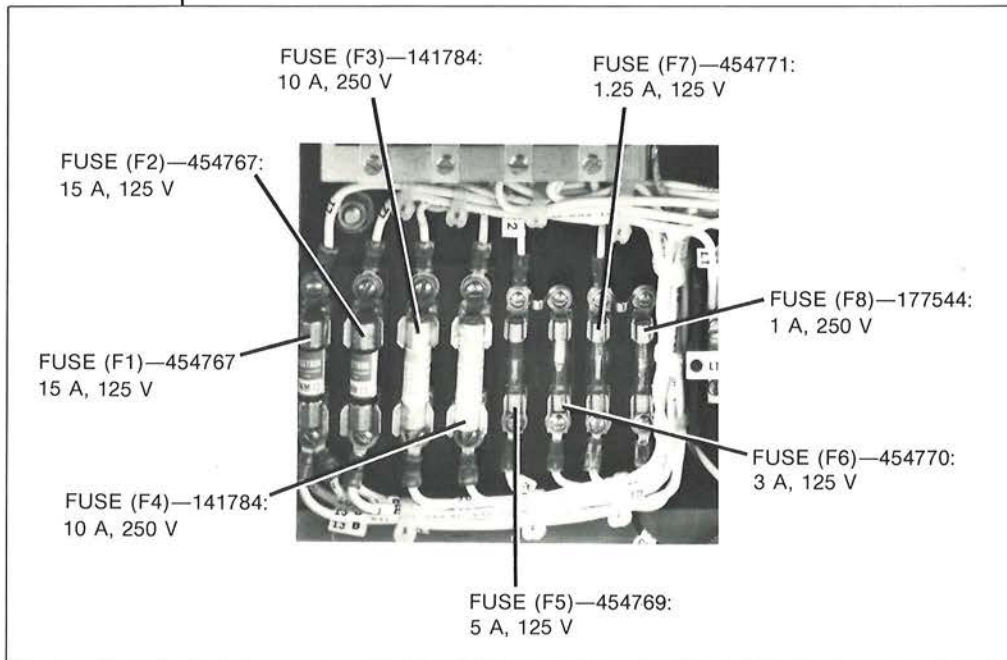



FIGURE 67





FIGURE 68

ACCESSORIES



Parts not indicated by an asterisk (*) are available from Eastman Kodak Company, Parts Services, 800 Lee Road Rochester, New York 14650. See figure 70.

*Available from Lawler Automatic Controls, Inc. Mount Vernon, N.Y. 10522. Specify for PX-9700 Valve Unit

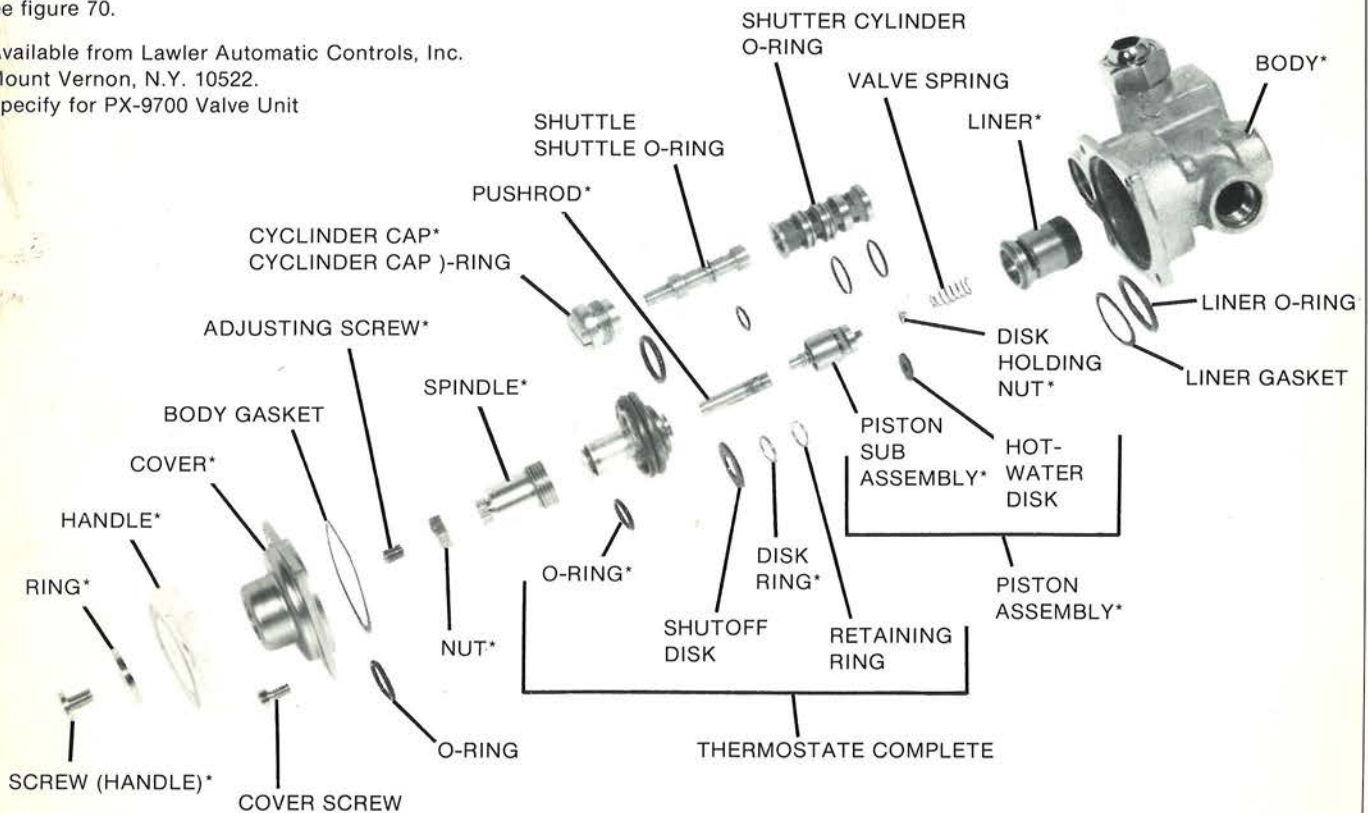
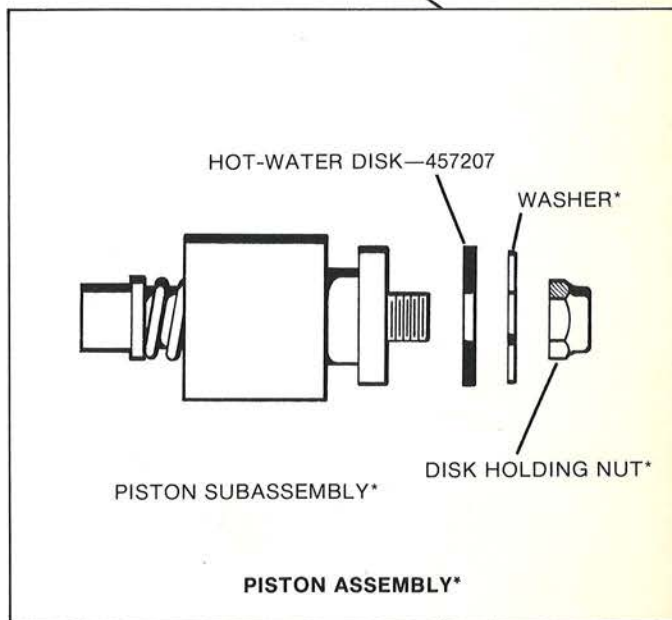

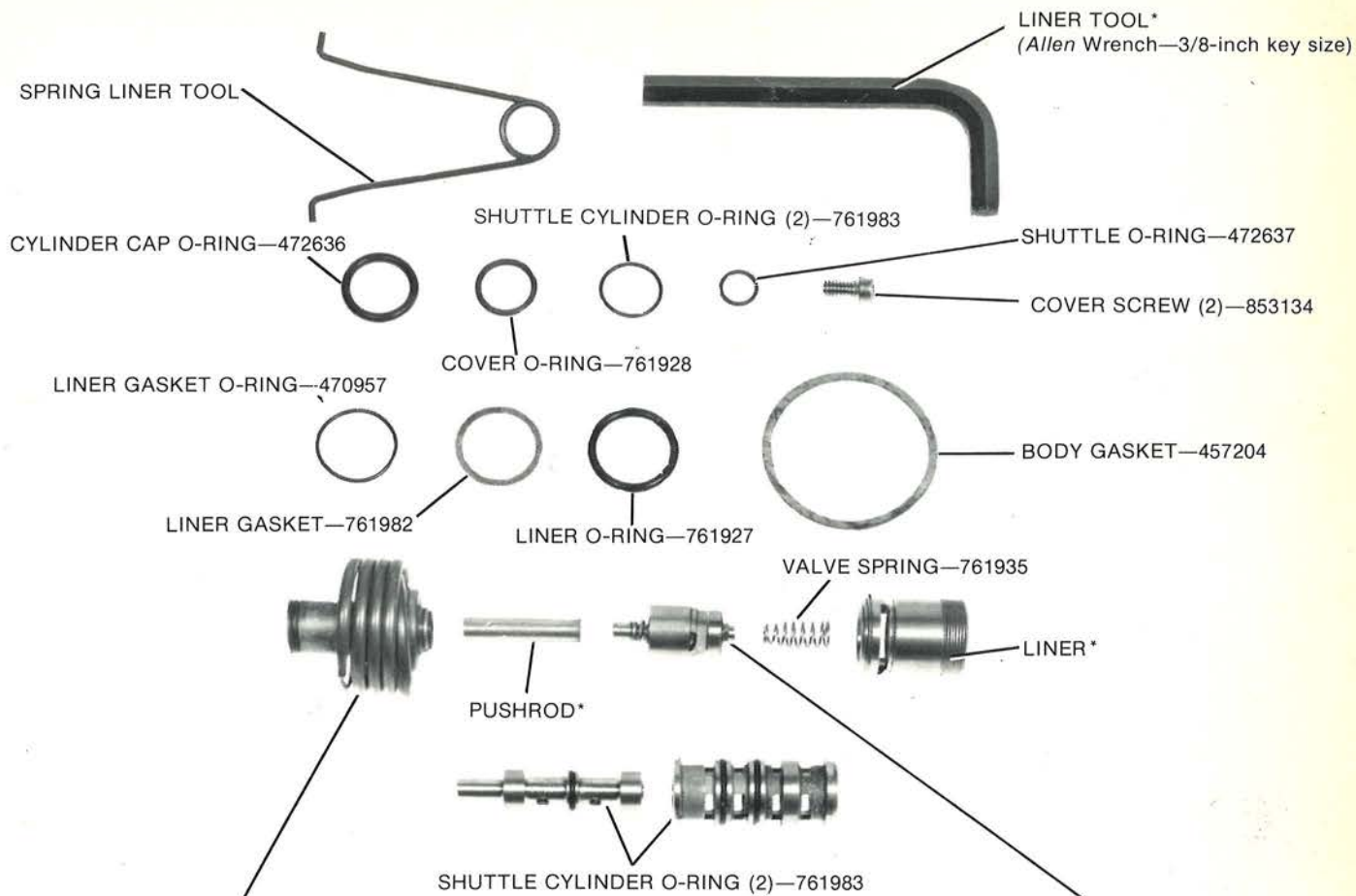
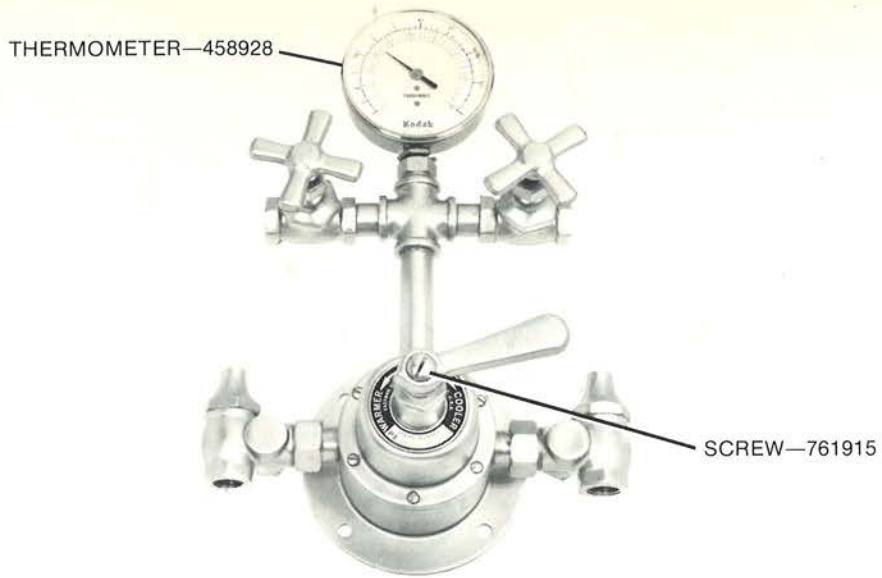


FIGURE 60 KODAK THERMOSTATIC MIXING VALVE—467621



*Available from Lawler Automatic Controls, Inc., Mount Vernon, New York 10552. Specify for PX-9700 Valve Unit.


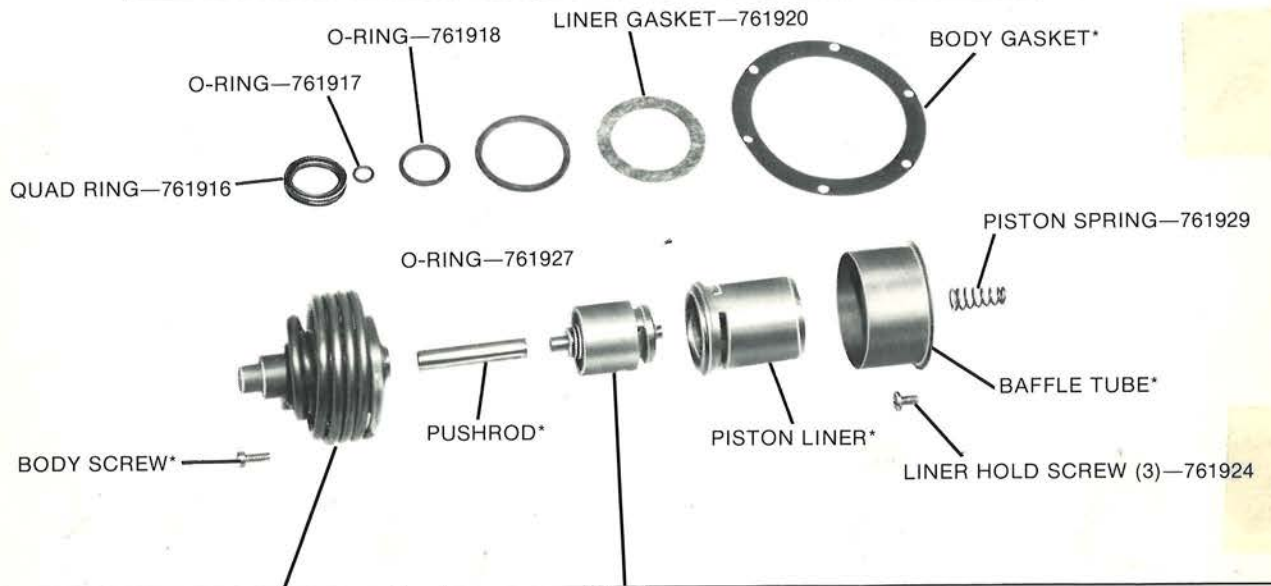
FIGURE 70 VALVE REPAIR KIT—472643



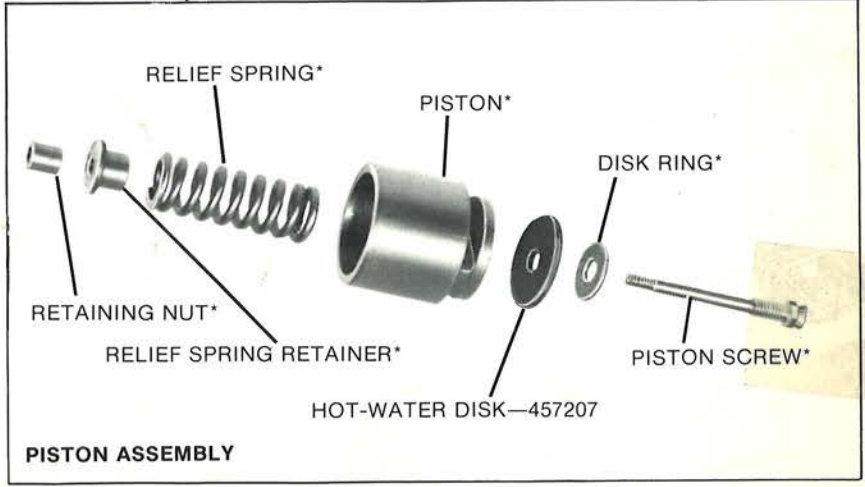
THERMOMETER—458928

SCREW—761915

THERMOSTATIC MIXING VALVE



THERMOSTAT



PISTON ASSEMBLY

*Available from Lawler Automatic Controls, Inc. Specify for PX-10 Valve Unit.

FIGURE 71 REPAIR KIT NO. 457780 FOR VALVE UNIT



FIGURE 72 DECANTER—454876



FIGURE 73 11-QUART PAIL—457958

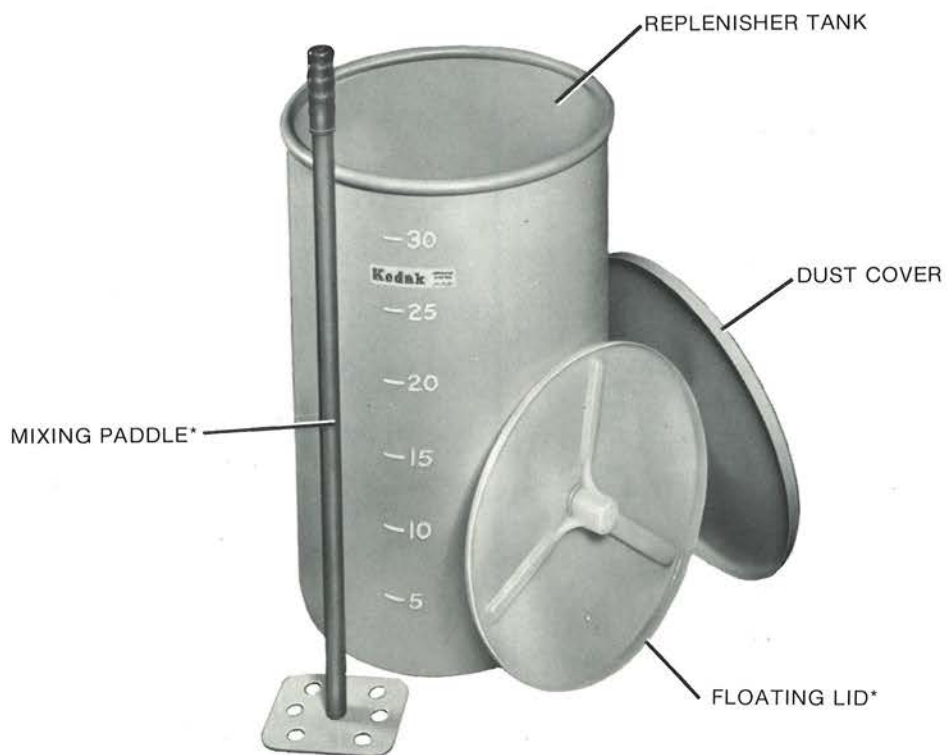


FIGURE 74 KODAK CHEMICAL STORAGE TANKS: Listed in KODAK X-ray Products Catalog

ACCESSORIES

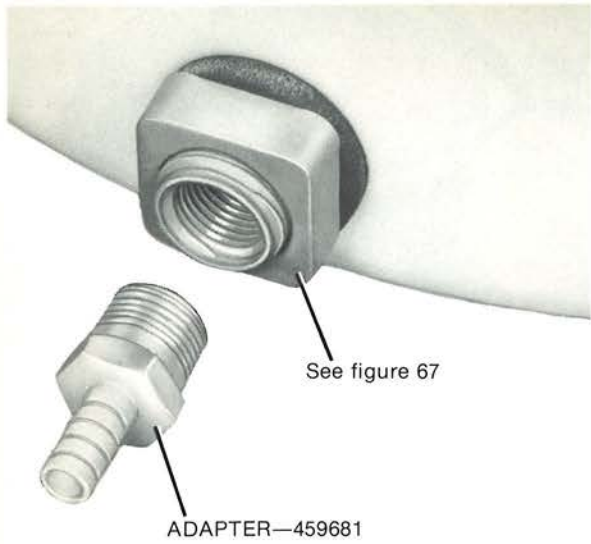



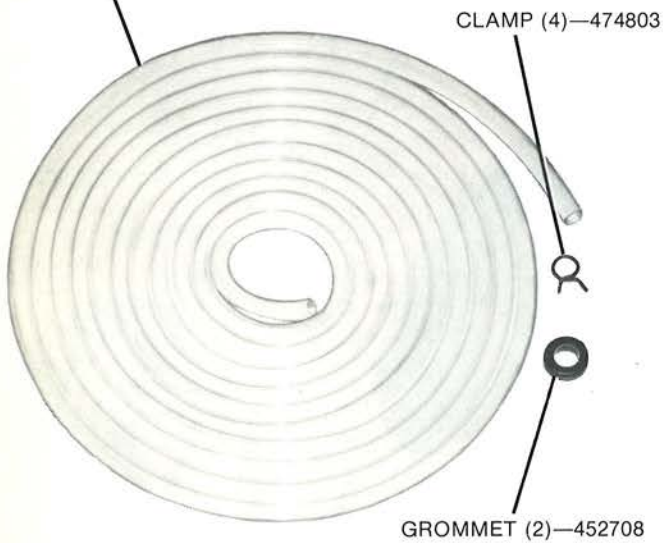
FIGURE 75 KODAK CHEMICAL STORAGE TANK FITTINGS



*Listed in KODAK X-ray Products Catalog.

FIGURE 76 *KODAK 1/2-INCH FITTING

DEVELOPER TUBING—613111*
 FIXER TUBING—452990*
 0.370 ID x 1/16 wall



*Order by the foot.

FIGURE 77 REPLENISHER TUBING

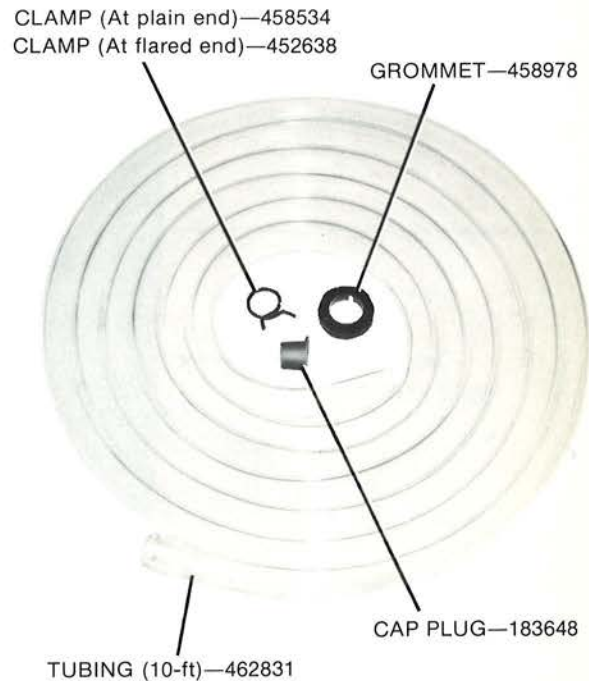




FIGURE 78 KODAK X-OMAT SILVER RECOVERY CONNECTION KIT NO. K-3275



SPLASH GUARD—453055

FIGURE 79 GUARD



DRIP TRAY—453009

FIGURE 80 TRAY



FIGURE 81 GASKET



FIGURE 82 STRAINER ASSEMBLY (2)—472261

PART NO.	DESCRIPTION	FIGURE
045197	Screw, Leveling	4
065450	Relief, Strain	55
065460	Relief, Strain	7
070882	Washer, Lock	42
075403	Nut — Hex, brass, 10-32	10
126101	Resistor — Fixed, 47 k Ω \pm 10%, 1/2 W	68
133589	Plug	59
135119	Socket	59
137411	Rivet	38
141106	Bearing — Flange	41
141672	Clamp, Cable	46
141784	Fuse — 10 A, 250 V	67
144097	Nut — Wing, steel Ni pl, 10-32	3
144747	Clamp, Cable	65
145161	WIRE-NUT	59
146806	Relief, Strain	67
159676	Screw	54
162034	Bearing — Flange	6,7
165945	Clamp, Cable	65
165947	Relief, Strain	67
167564	Cover	59
177544	Fuse (F8)	67
181637	Regulator	53
182916	Tie (18)	67
183648	Plug, Cap	78
185493	Receptacle	67
188623	Screw	45
401457	Pin — brass Ni pl, 1/16 x 1/2	9
450377	Developer Filter Assembly	51
450435	Developer Rack Assembly	29
450438	Squeegee Crossover Assembly	15,16
450533	Entrance Crossover Assembly	9
450534	Developer to Fixer and Fixer to Wash Crossover Assembly	11,12
450619	Tubing	56-58
450686	Turnaround Assembly	13
451674	Nipple	47
452001	Rod — Spacer	10-12,15,16
452003	Nut — Spacer	10,16
452004	Collar	35
452005	Shaft (crossover drive)	9
452005	Shaft (crossover drive)	9,11,12
452017	Nut — Spacer (long)	9,16
452023	Gear — Spur (52-tooth)	9,11, 12, 17, 29,33
452028	Key	9,11,12,31
452033	Rod — (turnaround spacer)	13
452034	Nut — Spacer	13
452035	Nut — Spacer	13
452038	Shaft (turnaround drive)	13
452041	Washer	13
452044	Key	13,30,32,35
452048	Motor — Fixer pump	64
452049	Shaft and Impeller	64
452050	Inner Housing	64
452051	Housing — Outer	64

PART NO.	DESCRIPTION	FIGURE
452052	Bearing — Stationary	48,64
452053	O-Ring	64
452089	Bearing	30,32
452090	Bar	29,31, 33
452095	Distributor Tube	29,31
452096	Rod — Spacer	29,31,33
452100	Stud	10-13,18
452101	Nut — Hex jam, nylon 5/16-24	10-13, 18, 30,36
452105	Rod — Special spacer	30,32
452106	Plate, Side — Rack	31
452109	Key	17,29,33
452111	Chain — Rack drive	30,32
452112	Stud — Idler	30,32,33
452114	Screw — Spacer	13
452117	Tinsel Assembly	10
452118	Spring	10
452119	Tinsel	10
452120	Screw — Adjusting	10
452128	Bearing — Roller	24
452141	Gear — Worm (18-tooth)	6
452146	Bar — Film guide mounting	10
452148	Worm	6
452155	Rod — Spacer	7
452188	Bearing	30,32,35
452212	Bearing	10-12,17
452213	Rod — Tie, lower	11,12
452214	Shoe, Film guide	16
452215	Bearing — Drive side	9,11,12,17
452216	Rod — Turnaround spacer	13
452217	Bearing — Turnaround (drive side)	13
452223	Motor — Developer pump	48
452224	Relay — Motor starting (developer pump) 1/8 hp	68
452240	Screw — Drive, Type U, No. 2 x 3/16	10-12
452244	Gear — Spur (60-tooth)	24
452264	Gear — Spur (20-tooth)	19,23
452490	Heater — Developer	49
452492	Seal — Heater	49
452521	Washer	40
452542	Spacer	68
452637	Clamp — Hose, for 1/2-in. OD hose	47,52,56,62
452638	Clamp — Hose, for 1-in. OD hose	47,52,62,78
452657	Orifice — Fixer pump (60-cycle)	62
452658	Orifice — Developer pump (60-cycle)	47
452668	Seal	51
452669	Cap — Filter	51
452671	Sleeve — Aligning	51
452673	Filter Cartridge	51
452708	Grommet	77
452757	Setscrew — Air-tube adjusting	37,38
452799	Washer	32
452874	Stud — Spring, air-tube	40
452876	Spring	40
452901	Cluster Roller	10-13,18
452931	Pinch Roller (entrance crossover)	9
452938	Gudgeon	36

PART NO.	DESCRIPTION	FIGURE
452967	Bell — Film-feed signal	68
452969	Relay — Motor starting (fixer pump) 1/20 hp	68
452990	Tubing — 3/8 ID x 1/16 wall x approx 63 ft (specify length)	56,77
452991	Plate, Floor	4
453009	Tray, Rack drip	80
453055	Guard, Splash	79
453120	Washer — Rubber	49
453133	Ring — Retaining	64
453180	Side Plate — Rack turnaround	13
453193	Ground Strap Assembly	6
453246	Orifice — Fixer pump (50-cycle)	62
453247	Orifice — Developer pump (50-cycle)	47
453354	Housing — Pump	48
453355	Column and Bearing	48
453357	O-Ring	48
453358	Impeller and Bearing	48
453359	Ring	48
454027	Guide, Film	3
454032	Rod — Spacer	29,31,33
454260	Link	65
454413	Gear — Transfer (21-tooth)	20-22
454417	Collar	19,21,23, 25,26
454418	Bearing	19,20-23, 25,26
454419	Shaft — Dryer cluster roller	19,23
454420	Shaft — Dryer roller	26
454421	Shaft — Squeegee roller drive	21
454422	Shaft — Squeegee roller drive	22
454423	Rod — Tie	15,16,25,27
454424	Stud — Gear	25
254425	Gear — (26-tooth)	25,27
454426	Gear	22
454428	Gear — "A" drive (49-tooth)	17
454433	Master Roller Assembly	10-13,17
454436	Worm — 1/2 in. bore	66
454446	Collar	65,66
454448	Drive Motor — 60 Hz	66
454450	Shaft — Main-drive	66
454451	Sprocket — Main-drive (14-tooth)	65
454452	Sprocket — Detector (15-tooth)	6
454453	Sprocket (19-tooth)	65
454454	Sprocket — Dryer-drive (20-tooth)	65
454455	Sprocket — Drive-to-detector (27-tooth)	6
454462	Bearing — Drive shaft	65,66
454464	Washer — Thrust	6
454470	Shaft — Detector-drive	6
454477	Worm — Dryer-drive, lf	65
454478	Shaft	65
454537	Block — Bearing, rt	40
454538	Block, LH (8)	40
454543	O-Ring	37
454544	Rod — Guide	40
454548	Gasket — Rubber (specify length)	5
454551	Belt	65

PART NO.	DESCRIPTION	FIGURE
454552	Pulley	65
454554	Sleeve — Pulley	65
454621	Motor — Drive (50-cycle)	66
454652	Heater — Air	40
454687	Guide Shoe	10-13,15
454749	Gasket — Light-lock installation (18-ft length)	81
454767	Fuse — 15 A, 125 V	67
454769	Fuse — 5 A, 125 V	67
454770	Fuse 3 A, 125 V	67
454771	Fuse — 1.25 A, 125 V	67
454823	Fitting — Special, PVC (fixer valve)	53
454844	Bezel and Glass	38
454866	Diaphragm	60
454867	Spring	60
454874	Thermowell	50
454876	Decanter	72
454879	Tube — Formed, filter-to-developer tank	47,52,62
454984	Grommet — Flow indicator	44
455675	Thermostat — Dryer	39
455760	Retainer — Bearing	10-12,17
455775	Shaft — Rack-drive	30,32
455776	Washer	30,32
455777	Spacer	31
455783	Coupling — Threaded	48
455801	Gear — "F" drive (17-tooth)	20
455802	Gear — "H" drive (50-tooth)	24
455803	Shaft — Exit roller	24
455804	Shaft — Drive roller	20
455806	Collar	27
455929	Stand — Feed	3
455948	Bonnet Washer	54
455949	Stem Washer	54
455966	Air Tube "A" Assembly	37
455968	Air Tube "B" Assembly	37
455971	Closure — Spring (fixer pump)	64
455972	Closer — Spring (developer pump)	48
455973	Cover	56
455974	Guard	56
455976	Cam	59
455979	Chain — Main-drive, 1/4-in. pitch, rollerless, 63 pitches	65
455980	Chain — Main-drive, 1/4-in. pitch, rollerless, 45 pitches	6
456162	Shaft	37
456168	Bracket — Detector (drive side)	6
456169	Bracket — Detector (non-drive side)	7
456173	Cover	6
456190	Side Plate — Entrance crossover	10
456191	Support — Rack	66
456197	O-Ring	54
456538	Bracket Assembly	44
456547	Tube, Formed, Fixer meter-to-tee	47,52, 62
456552	Drain header	53
456554	Guard — Replenisher meter	5

PART NO.	DESCRIPTION	FIGURE
456560	Nipple — PVC, 1/2 IPS x 2 3/8	53
456590	Side Panel Assembly (drive side)	4
456591	Side Panel Assembly	3
456613	Grille	4
456616	Button — Plug (silver recovery)	3
456642	Filter	4
456664	Starter — Fluorescent lamp	39
456665	Socket — Starter, fluorescent lamp 660 W, 250 V	39
456666	Ballast — Fluorescent lamp, 4-6-8 W, 118 W, 158 A	39
456669	Dryer-Drive Guard	5
456681	Socket — Lamp	38
456682	Lamp — Fluorescent	38
456684	Lens	38
456738	Grommet	65
456745	Retainer — Bezel	44
456746	Guide — Film entrance	10
456750	Guard — Drip (drive side)	66
456751	Resistor (RES 7)	67
456755	Guard — Feed end (non-drive side)	5
456793	Shaft (squeegee crossover drive)	17
456815	Guard — Splash (detector)	5
456822	Guard — Drip (squeegee)	5
456931	Support — Drive shaft	66
457011	Stud — Dryer-drive	41
457016	Pulley — Dryer-drive	41
457069	Nut — Spacer	29,31,33
457072	Nut — Knurled	4
457073	Stud — Grille	4
457074	Disk — Threaded	4
457084	Tape — Double-coated foam (specify length)	3
457099	Shaft — Dryer-drive, worm	65
457100	Collar	65
457109	Collar	30,32,35
457204	Gasket — Body (Lawler Automatic controls Inc., No. 657L*)	70
457206	Ring (Lawler Automatic Controls Inc., No. 145*)	70,71
457207	Disk, Hot-Water (Lawler Automatic Control Inc., No. 150-1*)	70,71
457213	Clamp — Cable, nylon 7/8-in	41
457223	Guard — Detector	5
457238	Tank (Serial No. 6016 and lower)	45
457423	Fitting — Special, PVC (wash valve)	53
457432	Return Air Cover	40
457437	Gearmotor and Cam	59
457439	Duct — Air	55
457444	Air Plenum outlet	41
457446	Contractor — Heater relay	68
457452	Duct	41
457457	Receiving Bin — Opposed roller path	4
457470	Exchanger — Heat	45
457602	Quick Disconnect	44
457612	Isolator	42
457643	Knob — Thermostat	38
457672	Bearing — Pillow block	43
457673	Bearing, Lower	42
457755	Roller, Plain	29
457782	Plate — Filter retaining	4

PART NO.	DESCRIPTION	FIGURE
457786	Hood, Contractor	67
457828	Plate, Side — Squeegee crossover	16
457830	Clip — Dryer guide rod	40
457838	Roller—Upper Detector	7
457878	Thermometer — Developer	50
457940	Motor	57-59
457941	Case, Gear — With cam	59
457958	Pail, 11-Quart	73
457995	Screen	82
458206	Oiler	66
458492	Exit Master Roller	24
458534	Clamp (at plain end)	78
458606	Nut — Special (short)	11,12,15
458709	Block	40
458857	Stud	16
458859	Gear — Spur (20-tooth)	16
458869	Gear — Spur (20-tooth)	16,23,26
458901	Pulley	37
458902	Pulley	37
458910	Block — Bearing, lf	40
458914	Gib	41
458915	Slide	41
458919	Spring	41
458923	Plate, Side — Developer rack	29
458928	Thermometer	69,71
458939	Door — Dryer	4
458940	Receiving Bin	4
458956	Belt — Dryer drive	65
458977	Button	3,56
458978	Grommet	78
459228	Guard	5
459240	Gear — Drive worm (30-tooth)	29,31,33
459248	Valve	61
459249	Nipple, Valve	61
459250	O-Ring	61
459251	Cam — Water-injection pump	58
459252	Body, Pump	61
459253	Body, Pump (Developer)	60
459254	Body, Pump (Fixer)	60
459255	Gearmotor and Cam Assembly	58
459256	Bearing	58
459271	Strainer	69
459272	Plug	69
459367	Nut — Adjusting	7
459379	Roller — Dryer Transport (also used in squeegee crossover rollers)	19-23,26,37
459402	"F" Roller Assembly —Dryer	37
459403	"D" Roller Assembly — Dryer	37
459512	Shaft	42
459513	Wheel	42
459539	Case, Gear	58
459584	Pin Rod	16, 28
459633	Bracket	45
459635	Flange	34
459636	Sleeve	35,53
459637	Gear — Drive (20-tooth)	5

PART NO.	DESCRIPTION	FIGURE
459638	Stud	35
459680	"C" Roller Assembly — Dryer	37
459681	Adapter — Tube (replenisher tank)	75
459697	Side Panel — Non-Drive side (with buffer motor cutout)	3
459698	Guard — Motor	3
459699	Support, Rack	5
459980	Cross	69
459981	Valve	69
460275	Wash Rack Assembly	33
460796	Tubing, Formed	47,52, 56, 62
460797	Tubing, Formed	47,52,62
462048	Thermostat — Over-temperature	40
462051	Guard	5
462075	"E" Roller Assembly — Dryer	37
462119	Reducer	46
462134	Thermostat — Developer	50
462581	Sleeve and Bushing Assembly	35
462593	Guard, Cover	5
462703	Indicator — Flow	44
462831	Tubing	78
462931	Gear Assembly	35
462932	Gear Assembly	35
462933	Sleeve, Plush	36
462936	Buffer Roller Assembly	36
462937	Motor — 60 Hz	45
462939	Gear (42-tooth)	36
462940	Ring, Retaining	36
462942	Bushing	35
462944	Bushing	35
462945	Gear (116-tooth)	35
462946	Bushing	35
462950	Stud	36
462951	Bearing	36
462961	Gear (20-tooth)	34
463160	Support	10-13,16
463302	Motor — 50 Hz	45
463314	Valve, Handle	54
463349	Time-Delay Relay Assembly (TDR)	67
465461	Guard	5
466540	Thermometer, Dryer	38
466671	Sprocket (27-tooth)	13,30,32,35
467126	Plate, Rewet	30
467479	Switch (Cutler-Hammer, Inc. Cat. No. 8155K21M852)	67
467555	Plain Rack Roller	31,33
467618	Plate, Side	35
467619	Plate, Side	34
467887	Pulley	30,32,33
470087	Roller	30
470119	Handle	4
470153	Handle	3
470258	Valve, Stem	54
470259	Drain Valve Assembly	54
470507	Stud	30
470812	Roller	29
470815	Roller	30
470957	O-Ring (Lawler automatic controls, Inc. (Z631*))	70

PART NO.	DESCRIPTION	FIGURE
471518	Plug	3
471546	Outlet, Air Plenum	41
471649	Plate, Side	11,12
471658	Washer	40
472469	Gasket	51
472519	Gasket	82
472636	O-Ring, cyclinder cap (Lawler Automatic Controls, Inc., No. 513*)	70
472637	O-Ring, shuttle (Lawler Automatic Controls, Inc., No. 3762*)	70
472638	Shuttle, with cylinder	70
472755	Nut	10-12
472756	Nut	9,11,12,15
473428	Lower Detector Roller	7
473812	Knob	51
473870	Motor	64
473871	Motor	48
474002	Fitting	53
474094	Tube	47,52,56,62
474096	Replenisher Pump Assembly	55
474112	Bracket	55
474267	Motor	55
474363	Cap	7
474369	Cover	55
474477	Stud	30,32,34
474579	Switch Assembly	7
474803	Clamp	77
476982	Shaft	37
479789	Clip	44
482310	Gear	65
482344	Gasket	45
482354	Heat Exchanger (Serial No. 6045 and higher)	45
482390	Fixer Rack Assembly	31,32
483007	Tape	3
483023	Cover Assembly	3
492226	Gearbox, Motor	55
520381	Fan	55
520388	O-Ring	55
520389	Valve	55
520390	Connector	55
520391	Nut	55
520394	Washer	55
520397	Guard	55
532007	Body, Valve	55
532008	Bellows — Pump	55
535639	O-Ring	55
539180	Washer, Lock	55
539193	Plug	6
541302	Washer, Lock	15
541587	E11 — Adapter	53,62
541632	Washer	76
544626	Heater	50
557400	Developer Recirculation Pump Assembly — 60 Hz	48
557401	Developer Recirculation Pump Assembly — 50 Hz	48
557403	Motor	42
592502	Housing and Wheel Assembly	42
592756	Blower — 60 Hz	42

PART NO.	DESCRIPTION	FIGURE
459638	Stud	35
459680	"C" Roller Assembly — Dryer	37
459681	Adapter — Tube (replenisher tank)	75
459697	Side Panel — Non-Drive side (with buffer motor cutout)	3
459698	Guard — Motor	3
459699	Support, Rack	5
459980	Cross	69
459981	Valve	69
460275	Wash Rack Assembly	33
460796	Tubing, Formed	47,52, 56, 62
460797	Tubing, Formed	47,52,62
462048	Thermostat — Over-temperature	40
462051	Guard	5
462075	"E" Roller Assembly — Dryer	37
462119	Reducer	46
462134	Thermostat — Developer	50
462581	Sleeve and Bushing Assembly	35
462593	Guard, Cover	5
462703	Indicator — Flow	44
462831	Tubing	78
462931	Gear Assembly	35
462932	Gear Assembly	35
462933	Sleeve, Plush	36
462936	Buffer Roller Assembly	36
462937	Motor — 60 Hz	45
462939	Gear (42-tooth)	36
462940	Ring, Retaining	36
462942	Bushing	35
462944	Bushing	35
462945	Gear (116-tooth)	35
462946	Bushing	35
462950	Stud	36
462951	Bearing	36
462961	Gear (20-tooth)	34
463160	Support	10-13,16
463302	Motor — 50 Hz	45
463314	Valve, Handle	54
463349	Time-Delay Relay Assembly (TDR)	67
465461	Guard	5
466540	Thermometer, Dryer	38
466671	Sprocket (27-tooth)	13,30,32,35
467126	Plate, Rewet	30
467479	Switch (Cutler-Hammer, Inc. Cat. No. 8155K21M852)	67
467555	Plain Rack Roller	31,33
467618	Plate, Side	35
467619	Plate, Side	34
467887	Pulley	30,32,33
470087	Roller	30
470119	Handle	4
470153	Handle	3
470258	Valve, Stem	54
470259	Drain Valve Assembly	54
470507	Stud	30
470812	Roller	29
470815	Roller	30
470957	O-Ring (Lawler automatic controls, Inc. (Z631*))	70

PART NO.	DESCRIPTION	FIGURE
471518	Plug	3
471546	Outlet, Air Plenum	41
471649	Plate, Side	11,12
471658	Washer	40
472469	Gasket	51
472519	Gasket	82
472636	O-Ring, cyclinder cap (Lawler Automatic Controls, Inc., No. 513*)	70
472637	O-Ring, shuttle (Lawler Automatic Controls, Inc., No. 3762*)	70
472638	Shuttle, with cylinder	70
472755	Nut	10-12
472756	Nut	9,11,12,15
473428	Lower Detector Roller	7
473812	Knob	51
473870	Motor	64
473871	Motor	48
474002	Fitting	53
474094	Tube	47,52,56,62
474096	Replenisher Pump Assembly	55
474112	Bracket	55
474267	Motor	55
474363	Cap	7
474369	Cover	55
474477	Stud	30,32,34
474579	Switch Assembly	7
474803	Clamp	77
476982	Shaft	37
479789	Clip	44
482310	Gear	65
482344	Gasket	45
482354	Heat Exchanger (Serial No. 6045 and higher)	45
482390	Fixer Rack Assembly	31,32
483007	Tape	3
483023	Cover Assembly	3
492226	Gearbox, Motor	55
520381	Fan	55
520388	O-Ring	55
520389	Valve	55
520390	Connector	55
520391	Nut	55
520394	Washer	55
520397	Guard	55
532007	Body, Valve	55
532008	Bellows — Pump	55
535639	O-Ring	55
539180	Washer, Lock	55
539193	Plug	6
541302	Washer, Lock	15
541587	E11 — Adapter	53,62
541632	Washer	76
544626	Heater	50
557400	Developer Recirculation Pump Assembly — 60 Hz	48
557401	Developer Recirculation Pump Assembly — 50 Hz	48
557403	Motor	42
592502	Housing and Wheel Assembly	42
592756	Blower — 60 Hz	42

PART NO.	DESCRIPTION	FIGURE
592759	Blower — 50 Hz	42
592761	Motor	42
594910	Housing	65
597377	TB1	68
597379	TB2	68
598553	Thermometer, Developer	38,50
598556	Tank Assembly	45
598559	Thermowell	50
598562	Ring	50
602421	TB4	67
613111	Tubing	47,52,56, 62,77
760477	Tubing — 3/4" ID x 5/32 Wall	47,52,62
761915	Screw	71
761916	Ring, Quad	71
761917	O-Ring	71
761918	O-Ring	71
761920	Gasket, Liner	71
761924	Screw, Linear Holding	71
761926	Disk, Shutoff	70,71
761927	O-Ring — Liner	70-71
761928	O-ring — Cover	70
761929	Spring, Piston	71
761935	Spring, Valve	70
761982	Gasket, Liner	70
761983	O-Ring, Shutter cylinder	70
852352	Nut	7
852510	Screw — Slot, pan hd, 8-32 x 3/8	3,5,16,40, 41,55,67
852519	Screw	40
852520	Screw	5,66
852522	Screw — Slot, pan hd, 6-32 x 3/8	44
852523	Screw — Slot, pan hd, 8-32 x 1/4	3,5,7,40, 66-68
852524	Screw — Cap, nex socket hd, 1/4-20 x 1/2	66
852552	Setscrew — Hex socket, cup pt, 6-32 x 5/8	30,64
852553	Setscrew — Hex socket, cup pt, 8-32 x 3/16	32,35,65,66
852554	Setscrew — Hex socket, cup pt, 10-32 x 1/4	9,11,12,29, 31,33
852555	Setscrew — Hex socket, cup pt, 10-32 x 3/8	35
852557	Setscrew — Hex socket, cup pt, 10-32 x 3/16	34,48,65
852558	Setscrew — Hex socket, cup pt, 10-32 x 1/4	6,17,65
852559	Setscrew — Hex socket, cup pt, 10-32 x 3/8	65
852611	Washer — Plain, 3/16 ID x 7/16 OD x 0.949 thk	9,11-13,55
852614	Washer	36
852615	Washer — Plain, 13/32 ID x 13/16 OD x 0.065 thk	42,45
852616	Washer — Plain, 13/64 ID x 15/32 OD x 0.049 thk	20,25,27, 40,41,66
852617	Washer, Lock — Spring, !ight, 1/4-inc. nom	42,43
852621	Nut — Hex, 8-32	3,55
852622	Nut — Hex, 10-32	41
852623	Nut — Hex, 1/4-20	6
852624	Nut — Hex, 5/16-18	42
852630	Washer — Plain, 9/32 ID x 5/8 OD x 0.050 thk	3,24
852634	Setscrew — Hex socket, cup pt, 8-32 x 1/8	19-21,23, 25-27

PART NO.	DESCRIPTION	FIGURE
852653	Washer, Lock — Spring, light 5/16	42
852656	Washer, Lock — Spring, light, 3/8	42,43,45
852658	Screw — Cap, hex socket, hd, 10-32 x 1/2	65,66
852660	Screw — Slot, rd hd, 10-32 x 3/4	64
852670	Screw — Upset hex hd, 10-32 x 1/2	66
852671	Screw — Slot, rd hd, 10-32 x 3/4	48
852683	Screw — Slot, pan hd, 10-32 x 3/8, stainless steel	13
852774	Screw — Slot, pan hd, 6-32 x 1/4, stainless steel	39,56,58, 67,68
852775	Screw — Slot, pan hd, 10-32 x 1/4, stainless steel	39,44
852776	Screw — Slot, pan hd, 10-32 x 3/8, stainless steel	3,20,25,27, 41, 46, 49
852777	Screw — Slot, pan hd, 10-32 x 3/4, stainless steel	41
852791	Pin — Spring, 0.125 x 0.750	66
852797	Screw — Slot, pan hd, 8-32 x 3/16, stainless steel	29,31
852798	Nut — Hex jam, 5/16-24, stainless steel	11,12,30,32
852799	Washer — Plain, 16/64 ID x 15/32 OD x 0.049 thk	29-31,33,34
852800	Nut — Hex, 10-32, stainless steel	30,32,33
852801	Nut — Hex jam, 3/8-24, stainless steel	30,32,34
852805	Screw — Slot, pan hd, 10-32 x 1/2, stainless steel	29,31,33
852807	Screw — Slot, pan hd, 8-32 x 1/2, stainless steel	9,11-13,55
852808	Screw — Slot, pan hd, 8-32 x 1/2, stainless steel	3,15,41,68
852809	Screw — Slot, Pan hd, 8-32 x 5/8, stainless steel	41
852810	Screw — Slot, pan hd, 8-32 x 3/4, stainless steel	68
852813	Screw	40
852832	Setscrew — Hex socket, cup pt, 8-32 x 1/4, stainless steel	6
852847	Setscrew — Hex socket, oval pt, 8-32 x 1/4, stainless steel	37
852857	Setscrew — Hex socket, cup pt, 8-32 x 1/4, stainless steel	10-13,16,24
852858	Screw — Cap, hex hd, 5/16-18 x 1, stainless steel	42
852865	Nut — Finished, hex, 3/8-16, stainless steel	42,43,45
852867	Screw — Slot, pan hd, 1/4-20 x 3/8, stainless steel	30,32
852869	Screw — Cap, hex hd, 1/2-13 x 1, stainless steel	42
852872	Screw — Slot, pan hd, 1/4-20 x 3/8, stainless steel	24
852873	Washer — Plain, 3/16 ID x 7/16 OD 0.049 thread, stainless steel	3,40,67
852874	Screw — Tap, Type A, slot, rd hd, No. 8 x 1/2, stainless steel	55
852875	Screw — Hex hd, 10-32 x 5/8	6,7
852887	Screw — Slot, pan hd, 10-32 x 1/4	34
852889	Setscrew — Hex, socket hd, cup pt, 6-32 x 18	36
852895	Screw — Upset hex hd, 10-32 x 3/8	45
852900	Screw — Tap, Type F, slot, undercut flat hd, steel, Cd pl, 6-32 x 1/4	67
852946	Screw — Slot, pan hd, 8-32 x 1/4, stainless steel	10-12,17
852952	Screw	57-60
852954	Screw	58,59
852955	Fastener	58,59
852957	Pin	59
852959	Screw	68
852960	Screw	3,4
852971	Screw — Slot, pan hd, 6-32 x 3/4, stainless steel	39
852972	Screw — Machine, 1/4-20 x 3/8 pan hd, stainless steel	4
852975	Screw — Slot, flat hd, 6-32 x 1/2, stainless steel	3
852978	Pin (SPIROL PIN 1/16 x 5/8*)	19-23
852979	Pin (SPIROL PIN 5/65 x 2/8*)	24
852984	Pin	6
852985	Pin (SPIROL PIN 5/64 x 1/2*)	6

PART NO.	DESCRIPTION	FIGURE
852996	Pin	58
853000	Pin	65
853006	Screw — Cap, hex hd, 1/4-20 x 1/2, stainless steel	45
853014	Screw — Tap, Type A, pan hd, No. 6 x 14	45
853018	Screw — Cap, hex socket, hd, 5/16-18 x 1/2, stainless steel	41
853071	Setscrew — Hex socket, hd, cup pt, 5/16-18 x 3/8	43
853072	Screw — Cap, hex hd, 3/8-16 x 1, stainless steel	43
853073	Screw — Slot, rd hd, 1/4-20 x 3/8	42,43,45
853084	Pin (<i>SPIROL PIN</i> 0.125 x 1.250*)	65
853085	Pin (<i>SPIROL PIN</i> 0.125 x 3/4*)	65
853093	Setscrew — Hex socket, oval pt, 8-32 x 3/8, stainless steel	19-23,26
853111	Screw	55
853133	Setscrew — Hex socket, cup pt, 6-32 x 3/16, stainless steel	16,23,26,36
853134	Screw, Cover	70
853136	Nut	34,35
853137	Screw — Slot, flat hd, 8-32 x 3/8	34

*In an emergency, customers may be able to purchase this part locally in a minimum of time. there may be other manufacturers' parts with identical specifications that also may be suitable.

Order by PART NUMBER

KODAK and X-OMAT are trademarks.

Customer Equipment Services Division
EASTMAN KODAK COMPANY • ROCHESTER, N.Y. 14650

