

Ersatzteilliste / Spare Parts List

Colenta[®] INDX 43 I Filmprocessor



Colenta[®]

MP800 V2.8 r09 und up



10/2007 dare

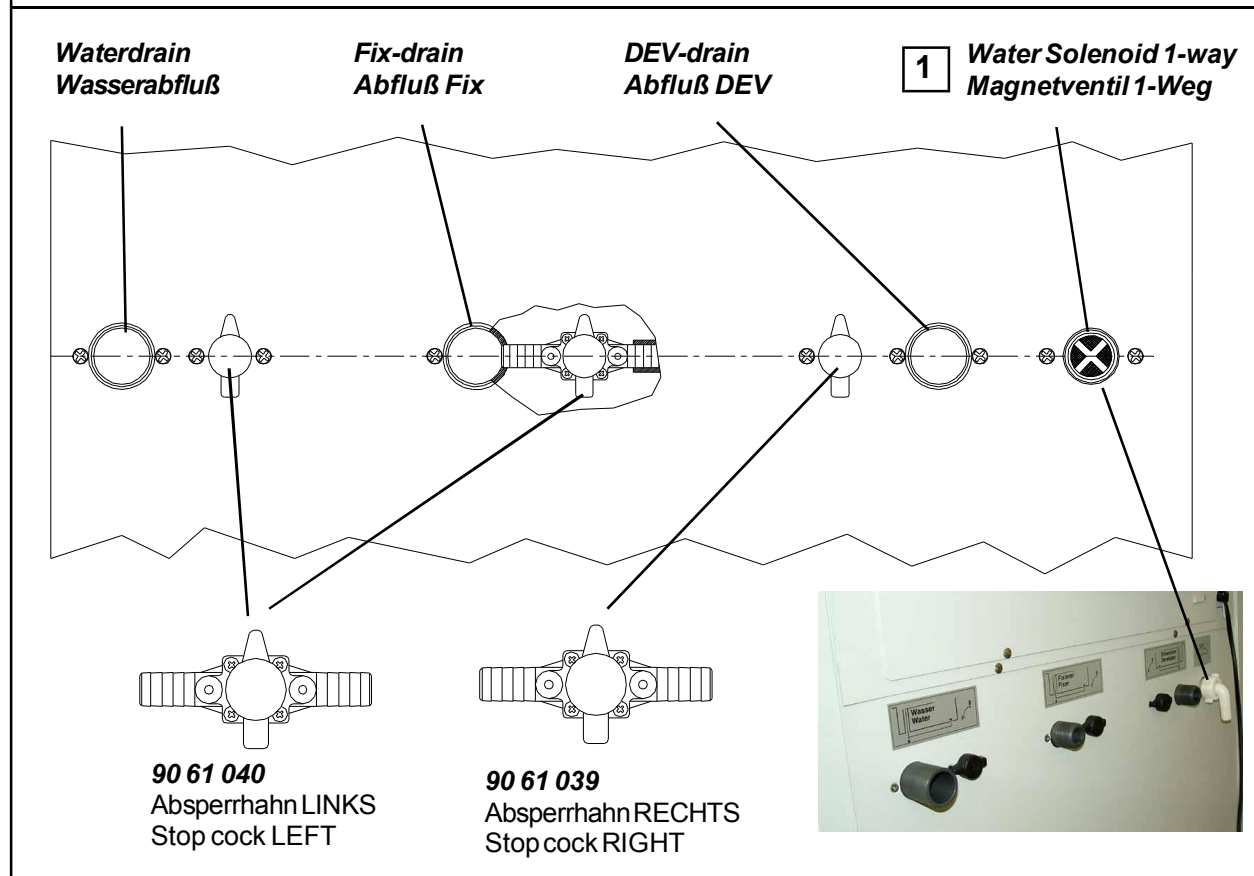
Colenta


INDEX 43 I

<i>Inhalt</i>	<i>Index</i>	<i>Page</i>
<i>Abkürzungen und Erklärungen</i>	<i>Abbreviations and Definitions</i>	<i>next page</i>
<i>Gesamtübersicht</i>	<i>General View</i>	<i>1</i>
<i>Detailübersicht</i>	<i>Detail View</i>	<i>2</i>
<i>Lastverteilung</i>	<i>Power Distribution</i>	<i>3</i>
<i>Temperaturfühler</i>	<i>Temperature probes</i>	<i>4</i>
<i>Tankkörper</i>	<i>Tank body</i>	<i>5</i>
<i>Umwälzung/Heizung</i>	<i>Circulation/Heating</i>	<i>6</i>
<i>Lüftereinheit</i>	<i>Dryer Fan Unit</i>	<i>7</i>
<i>Absaugung</i>	<i>Exhaust Device</i>	<i>8</i>
<i>Filtersystem für DEV</i>	<i>Filter System for DEV</i>	<i>9</i>
<i>Spray-Bar für Fixiertank</i>	<i>SprayBar for FIX-Tank</i>	<i>10</i>
<i>Racks Gesamtübersicht</i>	<i>Racks General View</i>	<i>11</i>
<i>Rack Walzenübersicht</i>	<i>Rack Roller Overview</i>	<i>12</i>
<i>Rack Mechanikübersicht</i>	<i>Rack Mechanical Overview</i>	<i>13</i>
<i>Rack Zahnräderübersicht</i>	<i>Rack Gear Overview</i>	<i>14</i>
<i>Trockner Walzenübersicht</i>	<i>Dryer Roller Overview</i>	<i>15</i>
<i>Trockner Zahnräderübersicht</i>	<i>Dryer Gears Overview</i>	<i>16</i>
<i>Trockner Antriebssystem</i>	<i>Dryer Drive System</i>	<i>17</i>
<i>Trockner Mechanikübersicht</i>	<i>Dryer Mechanical Overview</i>	<i>18</i>
<i>Zubehör/Kleinteile</i>	<i>Accessories/Fittings</i>	<i>19</i>


Abkürzungen / Abbreviations	Erklärungen	Definitions
PrH / PrH	Vorheizung	PreHeat
E / Dev	Entwickler	Developer
W / Wash	Wasser	Wash
FP / FP	Fotopolymer	Fotopolymer
M 5x20 DIN	Dimension laut DIN M = metrisch 5 = Außen-Ø 20= Länge	Dimension according to DIN M = metric 5 = outside-Ø 20= length
A 4	Material von Schrauben, Muttern, ...	Material of screws, nuts, ...
PT	Spezialschraube für Kunststoff	Special screw for plastic
PDB	Lastverteilung	Power Distribution Board
CPU	Rechnereinheit	Central Processor Unit
OL	Online	Online
Z= / T	Zähne	Teeth (gear)
m 1.5	Modul von Zahnrädern	Tooth pitch
T5 B6	Teilung 5 mm Breite 6 mm	Spacing 5 mm Width 6 mm
KS PA PE POM PP PVC	} Materialien	Materials
EH		

<i>Position</i>	<i>Teile Nr. part no.</i>	<i>Beschreibung</i>	<i>Description</i>
1	88 00 335	1-Weg Magnetventil	1-way water valve
2	90 14 403	Deckel komplett OBEN	Cover complete TOP
3A	90 16 797	Seitenverkleidung INDX links	Side Panel INDX left
3B	90 16 796	Seitenverkleidung INDX rechts	Side Panel INDX right
4	90 17 093	Verkleidung hinten INDX 43	Exit-cover INDX 43
5	89 01 402	Griffschalen schwarz	Grip black
6	90 16 805	Eingabeblech INDX	Film input Guide INDX
7	90 32 035	Bedienteil komplett	User Panel Assy
8	90 00 053	Kletten-Haftverschluß	Hook-and-Loop Tape
9	90 20 749	Hauptschalter	Main switch
10	90 16 604	Filmklappe	Film Lid
11	90 16 807	Eingabetisch komplett	Film Infeed Assy
12	90 14 8220	Deckel Eingabetisch	Cover Film Infeed
13	90 16 807	Ausgabe komplett	Film Outlet Assy
14	90 16 604	Filmklappe	Film Lid






<i>Position</i>	<i>Teile Nr. part no.</i>	<i>Beschreibung</i>	<i>Description</i>
1	89 07 699	Gasdruckfeder	Gas Spring
2A	90 16 983	Klappenträger rechts komplett	Clickflange right Assy
2B	90 16 984	Klappenträger links komplett	Clickflange left Assy
3	90 16 599	Messing Klappenlager	Brass clickbearing
4	90 16 598	Lagerung Gasdruckfeder	Mountingflange Gas Spring
5	90 16 850	Filmrutsche Ausgabe INDX	Film Guide Outlet INDX
6	90 16 596	Filmauffangblech INDX	Film Output plate INDX
7	90 00 039	Schutzgitter Verkleidung hinten	Safety Barrier Exit Cover

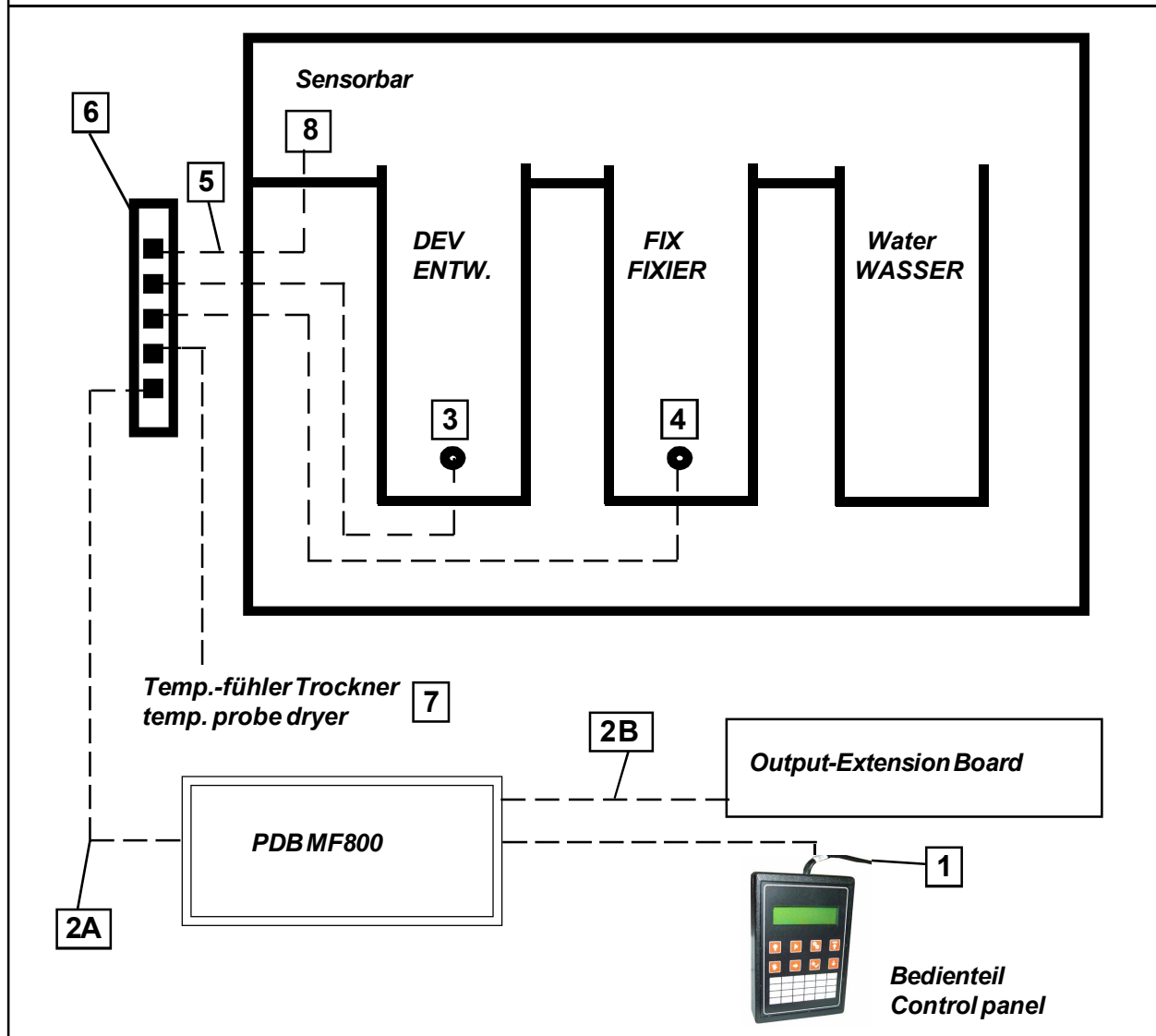



<i>Position</i>	<i>Teile Nr. part no.</i>	<i>Beschreibung</i>	<i>Description</i>
1	90 20 749	Hauptschalter	Main switch
2	90 30 885	Relais 16 A	Relay 16 A
3	90 32 176	MF800 Hauptplatine V13.1 S1	MF800 main board V13.1S1
4	90 32 331	CPU MF700 R11/01/V1	CPU MF700 R11/01/V1
5	90 32 211	EPROM Ver.: MF800V2.8r09	EPROM Rev.: MF800V2.8r09
6A	90 90 188	Netzteil 5 V	Power supply 5 V
6B	90 90 189	Netzteil 12 V	Power supply 12 V
7	90 30 083	Motor-Kondensator 2,5 µF	Main drive motor capacitor 2,5 µF
8	90 20 605	Klemmleiste 31 ohne Verkabelung	Terminal block 31 not wired
9A	90 20 061	Leitungsschutzschalter 16 A	Circuit breaker 16 A
9B	90 20 060	Leitungsschutzschalter 13 A	Circuit breaker 13 A
10	90 30 381	Solid State Relais komplett DC	Solid state relais assy DC
11	90 20 052	Sicherung T 6,3 A	Fuse T 6.3 A
12	90 32 532	I ² C Verteilerplatine kompl.	I ² C Distribution Board
13	90 32 138	Erweiterungsboard 8pin	Output Extensionboard 8pin
14	90 61 515	Lüfter komplett	Ventilator Assy
15	90 20 734	Netzfilter	Linefilter
16	90 20 752	Netzanschlußklemme 42	Powerterminal 42
17	90 30 884	Thermoschalter 70 °C	Thermo switch 70 °C






Position	Teile Nr. part no.	Beschreibung	Description
1	90 32 143	Kabel Bedienteil 6pol.	Cable Control Panel 6pin.
2A	90 32 298	Kabel PDB zu I ² C	Cable PDB to I ² C
2B	90 32 298	Kabel OEB	Cable OEB
3	90 32 300	Temperatur Fühler DEV	Temperatureprobe DEV
4	90 32 301	Temperatur Fühler FIX	Temperatureprobe FIX
5	90 32 051	Kabel Sensorbar	Cable sensorbar
6	90 32 532	I ² C Verteilerplatine komplett	I ² C Distribution board
7	90 32 049	Temperatur Fühler Trockner	Temperatureprobe DRY
8	90 32 190	Sensorbar komplett	Sensorbar Assy
9	90 13 260	Filmleitblech	Upper Filmguide
10	90 61 514	Ventilator Motor	Motor Fan
11	90 61 513	Absaugung komplett	Exhaust system Assy







<i>Position</i>	<i>Teile Nr. part no.</i>	<i>Beschreibung</i>	<i>Description</i>
1	90 20 238	Dauermagnet	Magnet
2	90 20 237	Magnetkontakt	Magnetic scanner



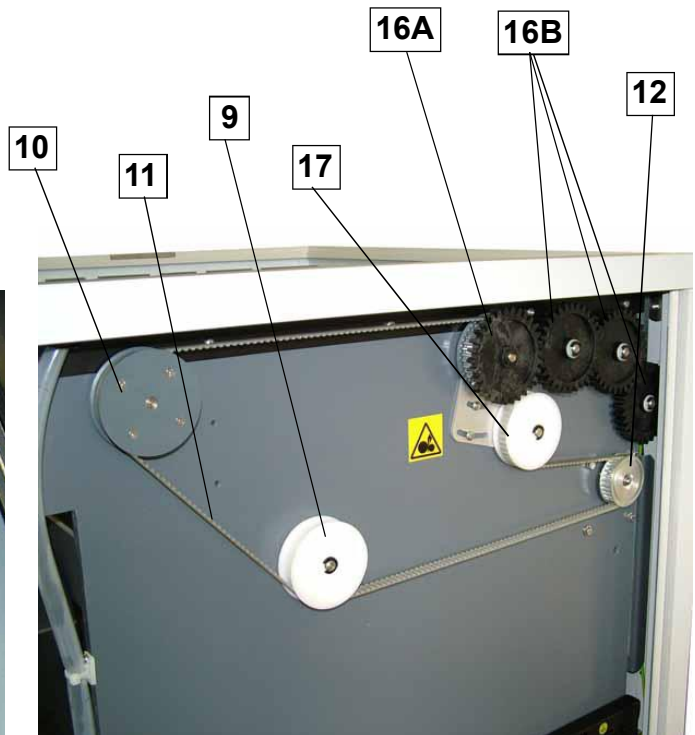



<i>Position</i>	<i>Teile Nr. part no.</i>	<i>Beschreibung</i>	<i>Description</i>
A	90 32 032	Antriebsmotor MP800 kompl.	Main drive motor MP800 assy
B	90 61 214	Zählvorrichtung kompl.	Speed counter assy
1	90 17 190	Standrohr DEV für INDX43	Overflow Pipe DEV for INDX
2	90 17 189	Standrohr FIX für INDX43	Overflow Pipe FIX for INDX
3	90 14 292	Standrohr WASSER für INDX43	Overflow Pipe WATER for INDX
4	90 14 291	Einströmröhr für DEV und FIX	Circulation Inlet Pipe DEV+FIX
5	90 20 200	Niveauschalter E+F	Level switch DEV+FIX
6	90 12 017	Zahnrad Z30 m2.5	Gear 30T m2.5
7	90 61 016	Niveauschalter Wasser	Level switch Water
8	90 14 184	Einströmdüse L	Water inlet L-fitting
9	90 16 651	PA-Umlenkrolle	PA-guide pulley
10	90 16 650	ALU-Zahnscheibe	ALU-ratched wheel
11	90 14 276	Zahnriemen	Drive belt
12	90 16 603	Motorritzel	Ratched wheel for drive motor
13	90 16 268	Temperatur-Fühler Gehäuse FIX	Temperature probe-housing FIX
14	90 16 265	Temperatur-Fühler Gehäuse DEV	Temperature probe-housing DEV
15	90 17 102	Kühlschlange 6MW komplett	Cooling coil assy
16A	90 16 786	Kombination Z30/ALU kompl.	Drive assy Z30/ALU assy
16B	90 16 652	Zahnrad Z30 m2.5 O	Gear 30t m2.5 O
17	90 14 285	Spannrolle komplett	Idler pully assy




A




B

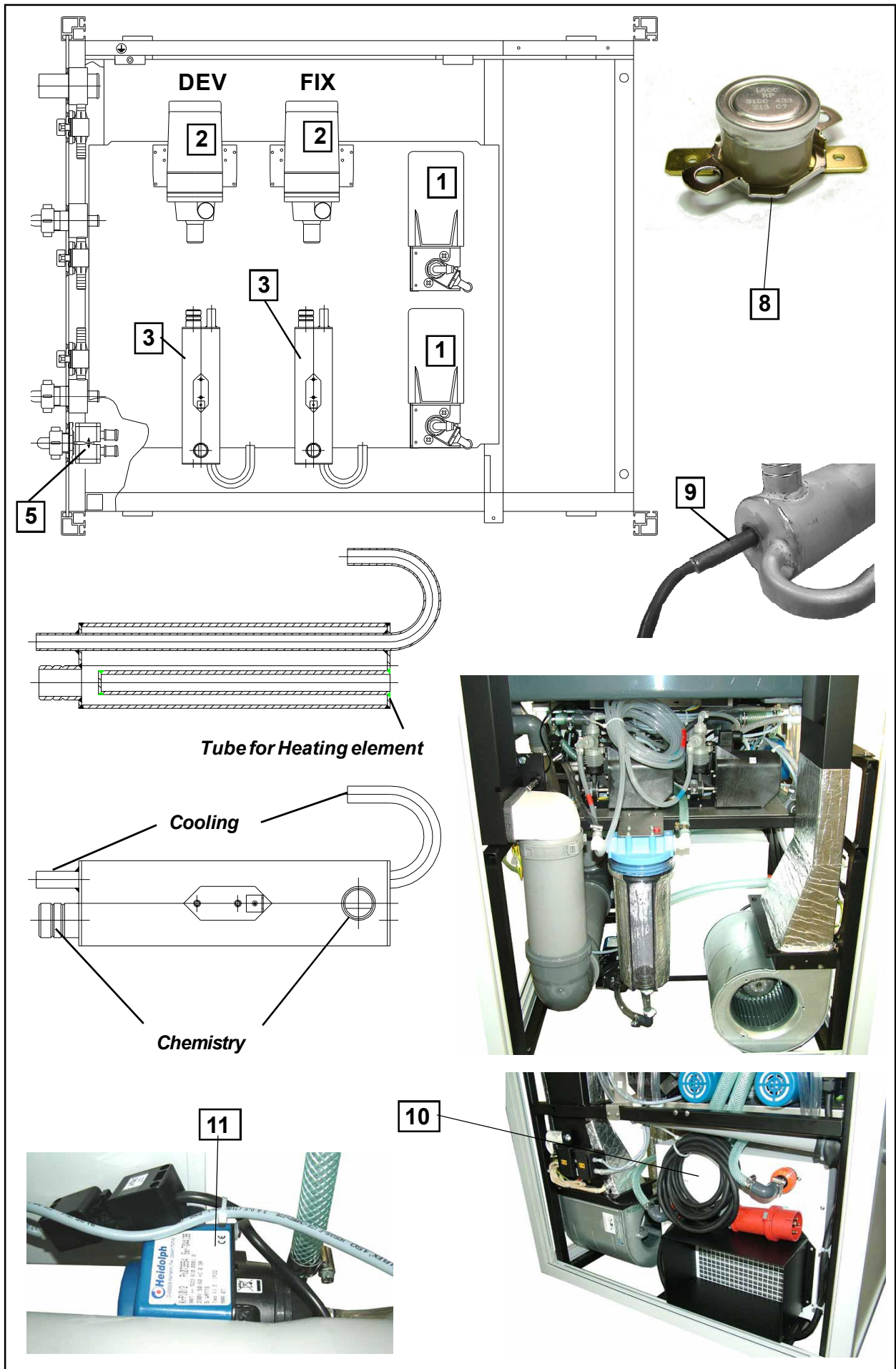


Position	Teile Nr. part no.	Beschreibung	Description
1	90 45 022	Schlauchtülle gewinkelt 1"	Tank fitting angular 1"
2	90 45 119	Schlauchtülle gerade 3/4"	Tank fitting straight 3/4"
3	90 45 120	Schlauchtülle gewinkelt 3/4"	Tank fitting angular 3/4"
4	90 45 023	Schlauchtülle gerade 1"	Tank fitting straight 1"
5	90 14 308	Abwassersammler INDX	Sewage collector INDX
6	90 20 719	Ventil: Fixierbesprühung	Solenoid for FIX
7	90 45 061	Absperrhahn	Stop cock




Position	Teile Nr. part no.	Beschreibung	Description
1	90 61 174	Regenerierpumpe E+F	Replenishment pumps single head E+F
2	90 61 143	Umwälzpumpe DEV&FIX 35L	Circulation pump DEV&FIX 35L
3	90 61 169	Wärmetauscher 350W E+F	Heat exchanger assy 350W E+F
4	90 20 719	Ventil: Fixierbesprühung	Solenoid for FIX
5	88 00 335	1-Weg Ventil	1-way water valve
6	90 20 321	Durchflußmengenregler 2L	Waterflow regulator 23L
7	90 45 141	Filterereinsatz Magnetventil	Water solenoid filter
8	90 20 216	Übertemperatursicherung	Overtemperature thermistor
9	90 61 059	Heizeinsatz 350 W DEV&FIX	Heating element 350 W DEV&FIX
10	90 61 779	Kühler kompl. INDX43i	Chiller assy INDX43i
11	90 61 144	Kühlpumpe	Cooling pump


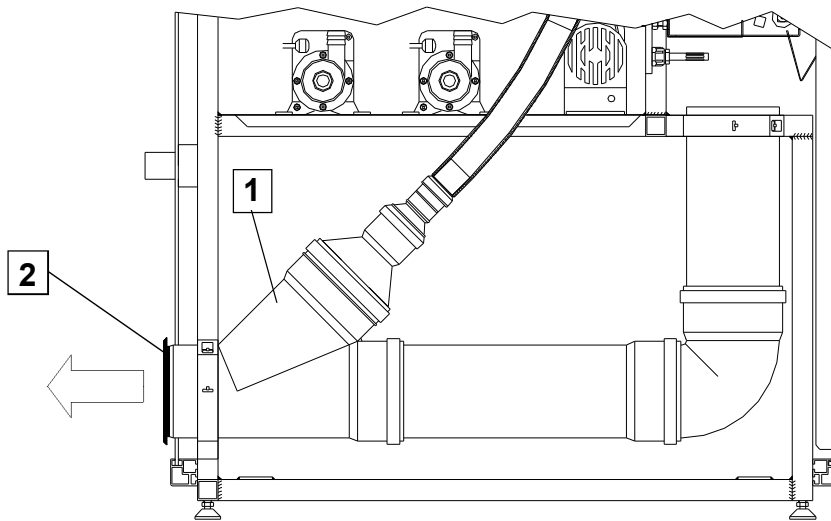





<i>Position</i>	<i>Teile Nr. part no.</i>	<i>Beschreibung</i>	<i>Description</i>
1	90 61 510	Lüftereinheit INDX kompl.	Dryer fan assy INDX
2	90 20 215	Ventilator	Fan
3	90 20 271	Heizeinsatz 1350 W	Heatingelement 1350 W
4	89 05 747	Anbauerschraubung M16	Screw joint M16
5	90 16 678	Metallgehäuse für Trockner- Temperaturfühler	Housing for temperature probe dryer
6	90 30 118	2µF Kondensator f. Lüfter	2 µF capacitor for fan dry unit




<i>Position</i>	<i>Teile Nr. part no.</i>	<i>Beschreibung</i>	<i>Description</i>
1	90 20 588	Rohreinschubventilator	Pipe Fan
2	90 20 589	Lüftungsgitter	Ventilation grid
3	90 45 155	Schelle D=90mm	Clip D=90mm
4	90 17 144	Abluftschacht	Airchannel
5	90 17 145	Verbinder zu Position 4	Connector to pos 4



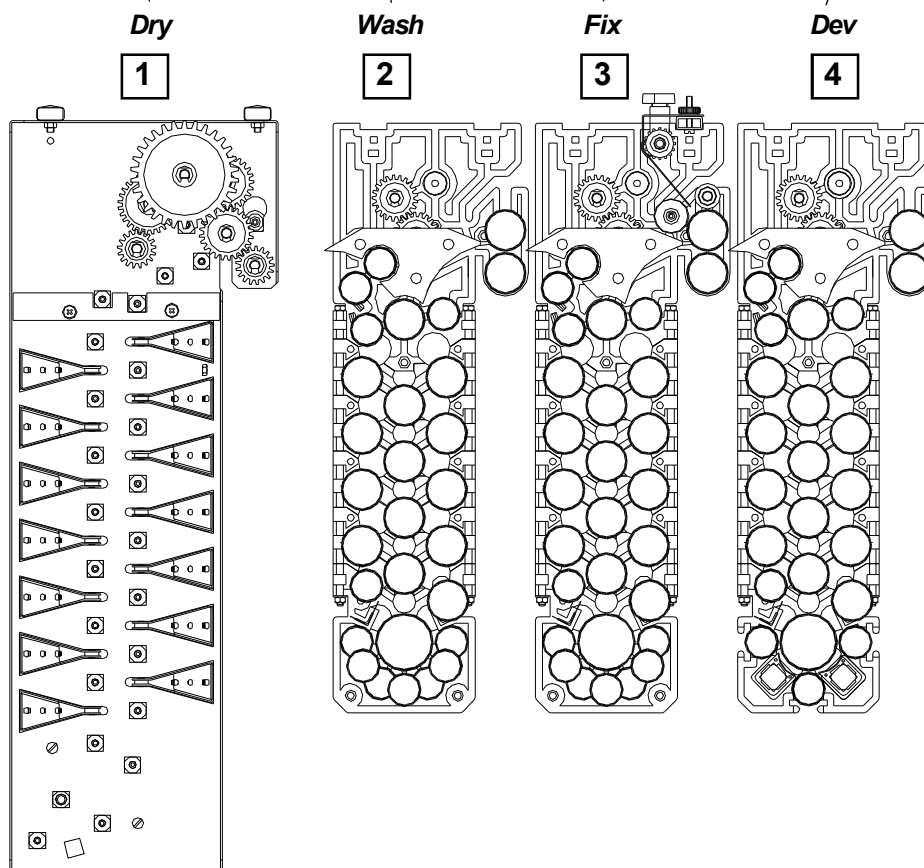
<i>Position</i>	<i>Teile Nr. part no.</i>	<i>Beschreibung</i>	<i>Description</i>
1	89 07 426	Filterpatrone	Filter cartridge
2	89 07 493	PVC-Filtergehäuse	PVC-filter casing
3	90 45 155	Schelle D=90mm	Clip D=90mm



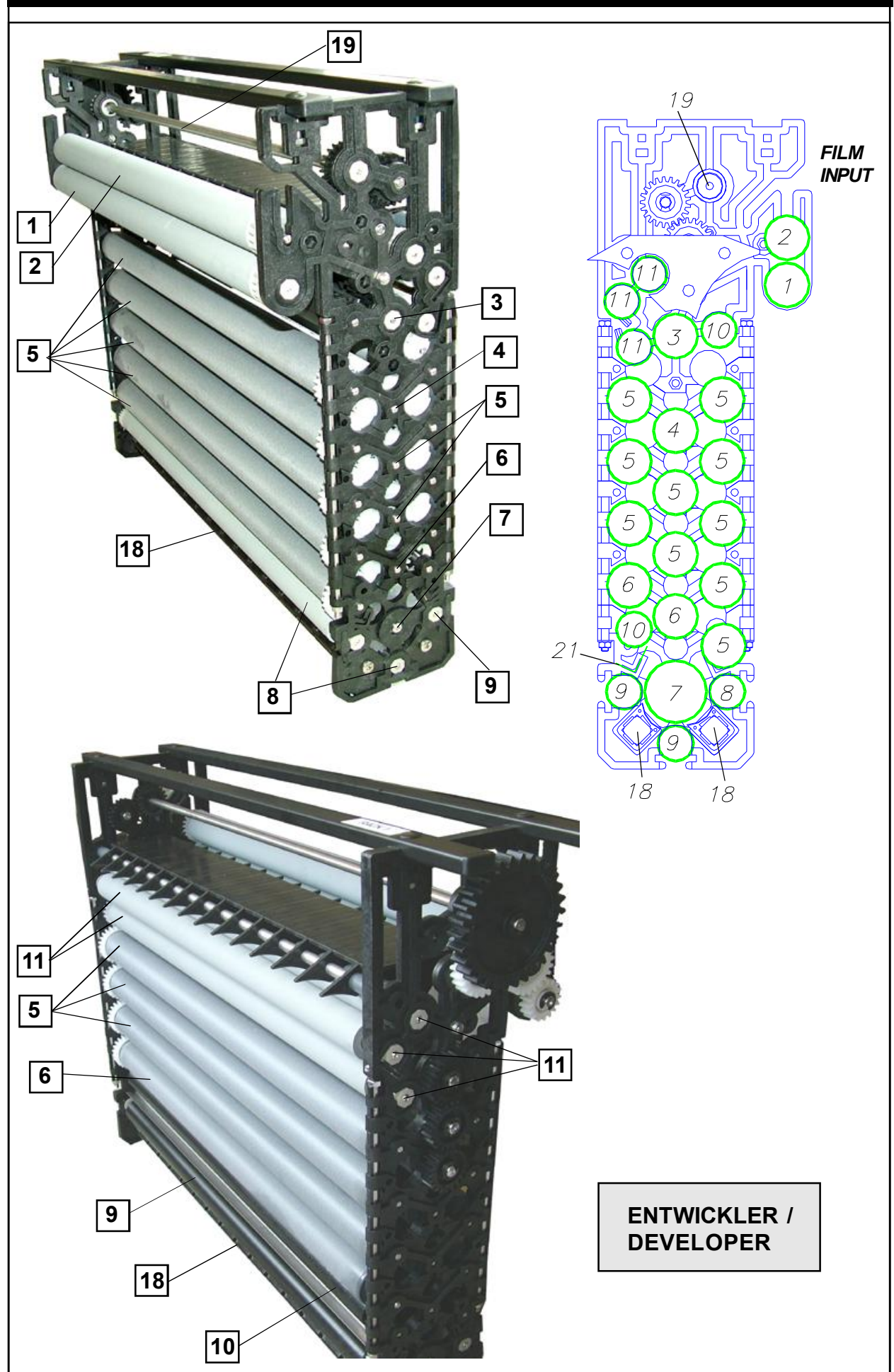
<i>Position</i>	<i>Teile Nr. part no.</i>	<i>Beschreibung</i>	<i>Description</i>
1	90 45 156	Schlauchkupplung	Hose connector
2	90 45 167	Durchflussregler für Spraybar	Flow regulator for Spraybar
3	90 80 580	Flügelmutter M4	Wing nut
4	90 15 183	Blech für Spraybar	Guide for spraybar
5	90 15 161	Spray-Bar für Fixiertank kompl.	Spray-Bar for FIX-tank assy
6	90 20 719	Magnetventil FIXER Besprühung	Solenoid for Fixer



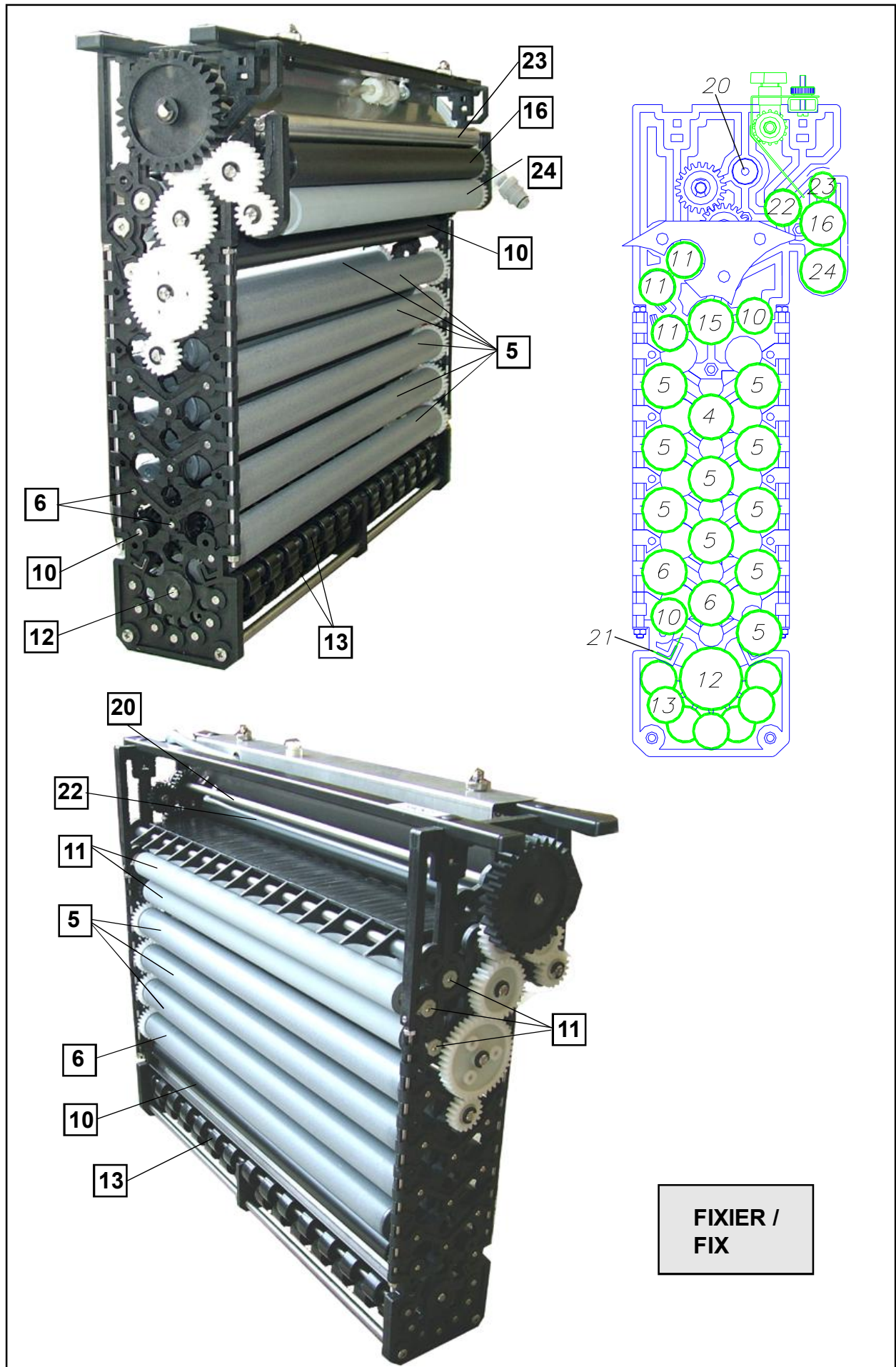
<i>Position</i>	<i>Teile Nr. part no.</i>	<i>Beschreibung</i>	<i>Description</i>
1	90 13 499	Trockner komplett INDX43	Dryer assy INDX 43
2	90 13 498	Wasser-Rack komplett INDX43	Water-rack assy INDX 43
3	90 13 497	Fixier-Rack komplett INDX43	Fixier-rack assy INDX 43
4	90 13 496	Entwickler-Rack komplett INDX43	Developer-rack assy INDX43




<i>Position</i>	<i>Teile Nr. part no.</i>	<i>Beschreibung</i>	<i>Description</i>
1	90 12 642	Abquetschwalze Entw/Wasser, Gummi 32 unten	Squeeze roller Dev+Wash, rubber 32 down
2	90 12 607	Abquetschwalze, Gummi 32 oben	Squeeze roller, rubber 32 upper
3	90 12 733	Abquetschwalze, PE 32 leicht unten	Squeeze roller, PE 32 slight down
4	90 15 177	Mittelwalze 32/43	Center roller NDT 32/43
5	90 12 648	Rackwalze Standard, 32 verstärkt	Rack roller standard, 32 reinforced
6	90 15 178	Rackwalze, B4/B7-32/43	Rack roller B4/B7 32/43
7	90 15 121	Umlenkwalze, Gummi 44	Turn around roller, rubber 44
8	90 15 115	Umlenkwalze, Gummi 26	Turn around roller, rubber 26
9	90 15 149	Umlenkwalze, PE 26	Turn around roller, PE 26
10	90 12 847	Abquetschwalze, PE 25,9	Squeeze roller, PE 25.9
11	90 15 187	Abquetschwalze, Gummi 25,9	Squeeze roller, rubber 25.9
12	90 16 369	Umlenkwalze, PVC 44	Turn around roller, PVC 44
13	90 16 363	Umlenkung Fix/Wasser 6MW kompl.	Turn around unit FIX/WASH 6MW assy
14	90 12 829	Einzugswalze, PE 32	Input roller, PE 32
15	90 16 605	Einzugswalze gerillt, PE 32 leicht	Input roller fluted, PE 32 slight
16	90 16 606	Einzugswalze gerillt, PE 32 schwer	Input roller fluted, PE 32 heavy
17	90 16 819	Abquetschwalze, PE 32 schwer	Squeeze roller, PE 32 heavy
18	90 61 211	Umlenkung Entw. 6MW komplett	Turn around unit DEV 6MW assy
19	90 13 747	Antriebswelle E+F 902/3	main drive shaft Dev+Fix 902/3
20	90 13 748	Antriebswelle W 902/3	main drive shaft Wash 902/3
21	90 15 198	Leitblech Umlenkung 43	Guide Turn around unit 43
22	90 12 821	Einzugswalze PE 25,9	Input roller, PE 25.9
23	90 15 179	Eingangswalze Fix, Stahl 19	Input roller Fix, Steel 19
24	90 15 197	Abquetschwalze Fix, Gummi 32 unten	Squeeze roller Fix, rubber 32 down




**ENTWICKLER /
DEVELOPER**




FIXIER /
FIX




<i>Position</i>	<i>Teile Nr. part no.</i>	<i>Beschreibung</i>	<i>Description</i>
1	90 12 570	Halter Typ B43	Spacer Typ B43
2	90 12 588	Rackverschraubung 43	Spacer 43
3	90 13 750	Tragschiene Entw/Wasser	Rack carrier bracket Dev+Wash
4	90 15 180	Übergaberechen für komplett	Cross over segment for assy
5	90 15 182	Trageschiene „Spraybar“	Rack carrier bracket spraybar
6	90 15 183	Blech für „Spraybar“	Guide for spraybar
7	90 17 319	Entw. Seitenteil INDX 6 MW, links	Dev. side panel 43i left, complete
8	90 17 320	Entw. Seitenteil INDX 6 MW, rechts	Dev. side panel 43i right, complete
9	90 17 321	Fix+W Seitenteil INDX 6 MW, links	Fix+Wash side panel 43i left, complete
10	90 17 322	Fix+W Seitenteil INDX 6 MW, rechts	Fix+Wash side panel 43i right, complete




ENTWICKLER LINKS /
DEVELOPER LEFT




ENTWICKLER RECHTS /
DEVELOPER RIGHT



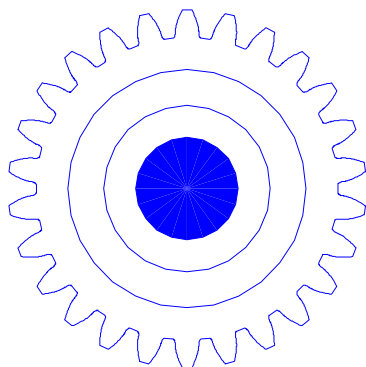
FIXIER+WASSER LINKS /
FIX+WASH LEFT



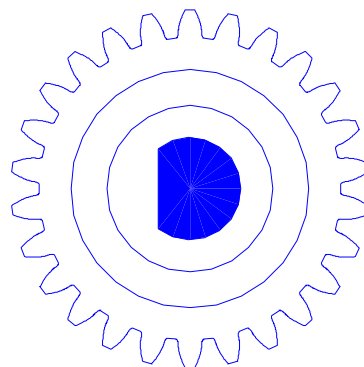
FIXIER+WASSER RECHTS /
FIX+WASH RIGHT



<i>Position</i>	<i>Teile Nr. part no.</i>	<i>Beschreibung</i>	<i>Description</i>
1	90 12 017	Zahnrad D Z-30 m2,5 - PA	Gear D-hole T 30 m2.5 - PA
2	90 14 108	Zahnrad DZ-21 - m1,5	Gear D-hole T 21 - m1.5
3	90 14 113	Zahnrad O Z-28 m1,5 - POM	Gear O-hole T 28 m1.5 - POM
4	90 14 116	Zahnrad D Z-21 m1,5 - Ø33	Gear D-hole T 21 m1.5 - Ø33
5	90 14 118	Zahnrad Z-24 m1,5 - mit Noppen	Gear T 24 m1.5 - with Pins
6	90 14 233	Zahnrad D Z-21 m1,5 - POM	Gear D-hole T 21 m1.5 - POM
7	90 14 234	Zahnrad O Z-21 - m1,5	Gear O-hole T 21 - m1.5
8	90 14 235	Zahnrad D Z-17 m1,5 - POM	Gear D-hole T 17 m1.5 - POM
9	90 14 241	Zahnrad D Z-26 m1 - PP	Gear D-hole T 26 m1 - PP
10	90 14 238	Zahnrad O Z-24 m1,5 - POM	Gear O-hole T 24 m1.5 - POM
11	90 14 242	Zahnrad O Z-26 m1 - Ø5,9 - PP	Gear O-hole T 26 m1 - Ø5.9 - PP
12	90 14 243	Zahnrad O Z-44 m1 - PP	Gear O-hole T 44 m1 - PP
13	90 14 244	Zahnrad D Z-44 m1 - PP	Gear D-hole T 44 m1 - PP
14	90 14 245	Zahnrad O Z-33 m1,5 - PP	Gear O-hole T 33 m1.5 - PP
15	90 14 237	Zahnrad D Z-21 m1,5 - POM	Gear D-hole T 21 m1.5 - POM
16	90 17 303	Zahnrad O Z-41 m1,5 - POM	Gear O-hole T 41 m1.5 - POM



**ZAHNRAD MIT O-BOHRUNG /
GEAR WITH O-HOLE**



**ZAHNRAD MIT D-BOHRUNG /
GEAR WITH D-HOLE**





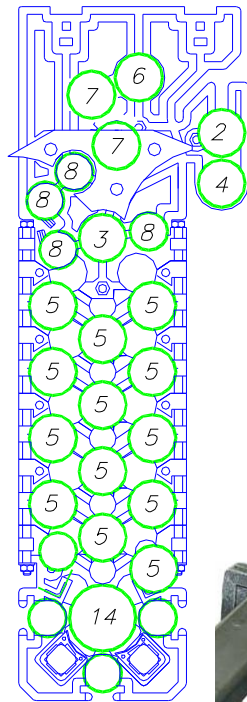
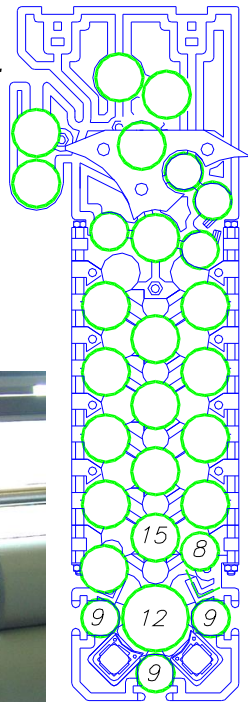
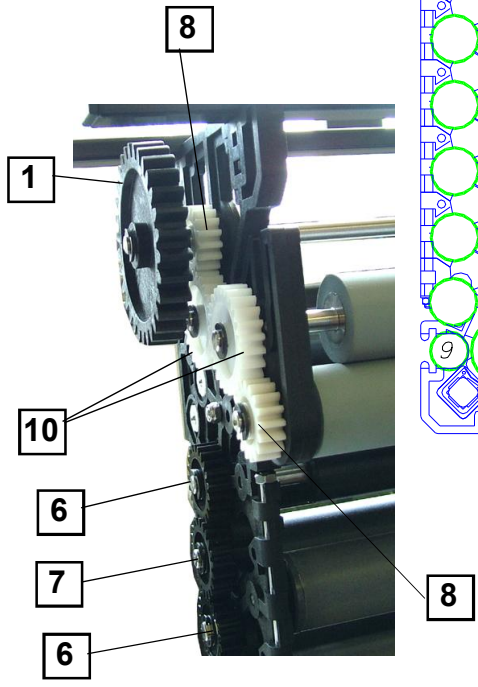
ENTWICKLER / DEVELOPER

Rack Seitenteil links innen / Rack Side Panel left inner

Rack Seitenteil rechts innen / Rack Side Panel right inner

FILM INPUT

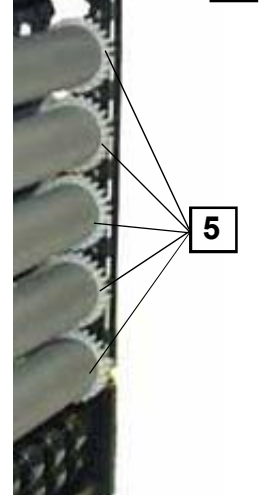








FILM INPUT



FIXIER /
FIX

Rack Seitenteil
links innen /
Rack Side Panel
left inner










Rack Seitenteil
rechts innen /
Rack Side Panel
right inner



WASSER /
WASH

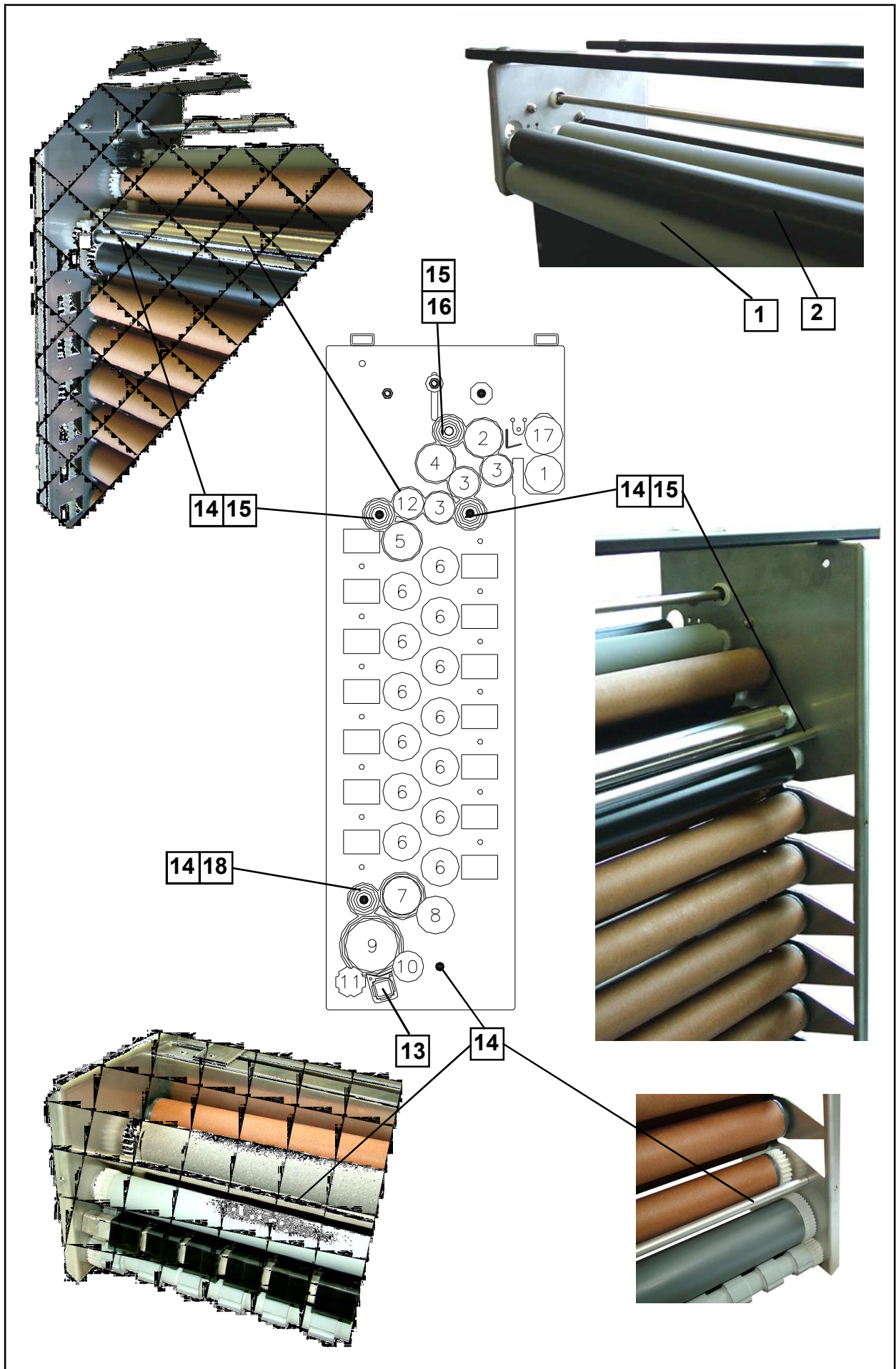
Rack Seitenteil
links innen /
Rack Side Panel
left inner

Rack Seitenteil
rechts innen /
Rack Side Panel
right inner

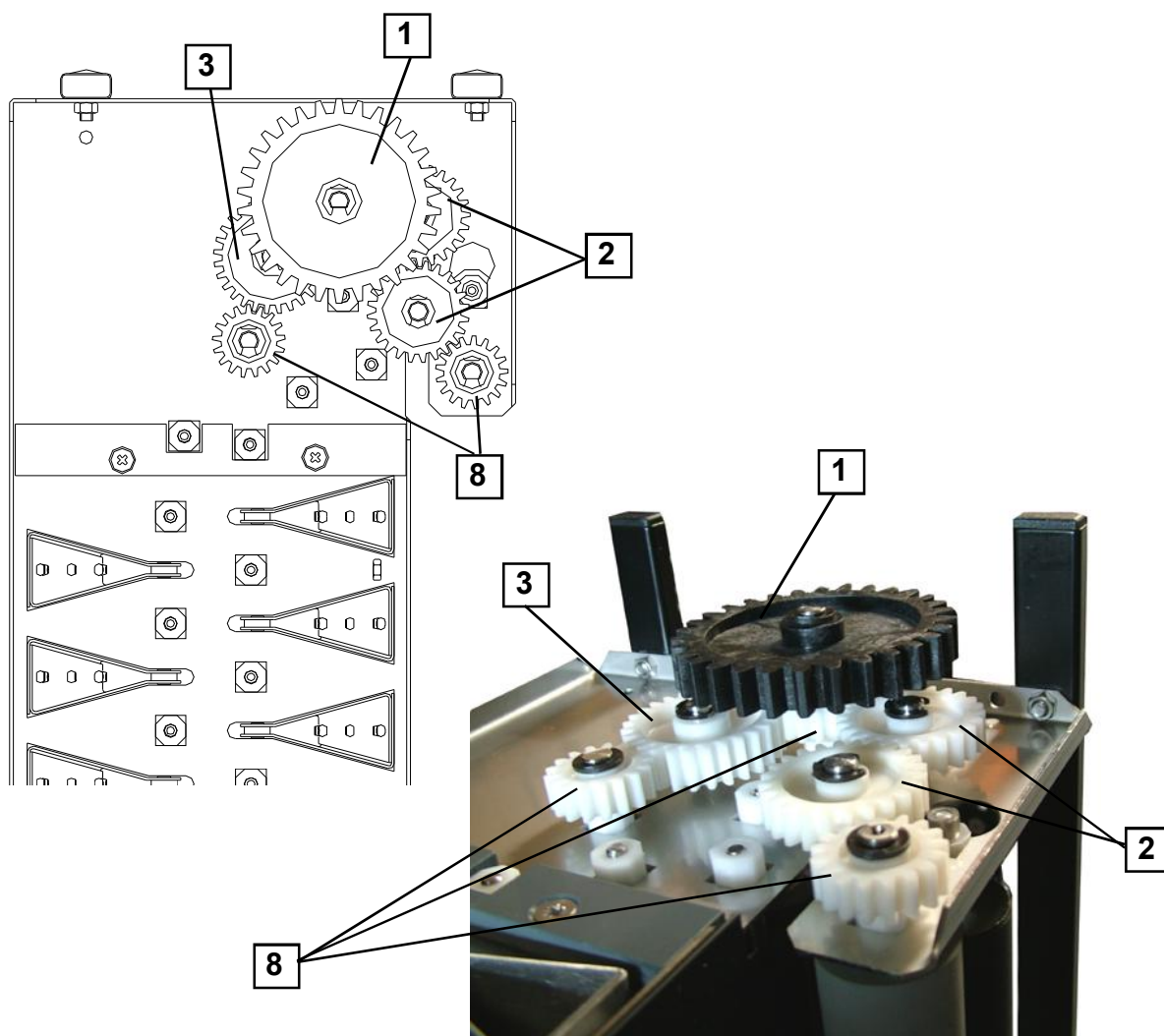


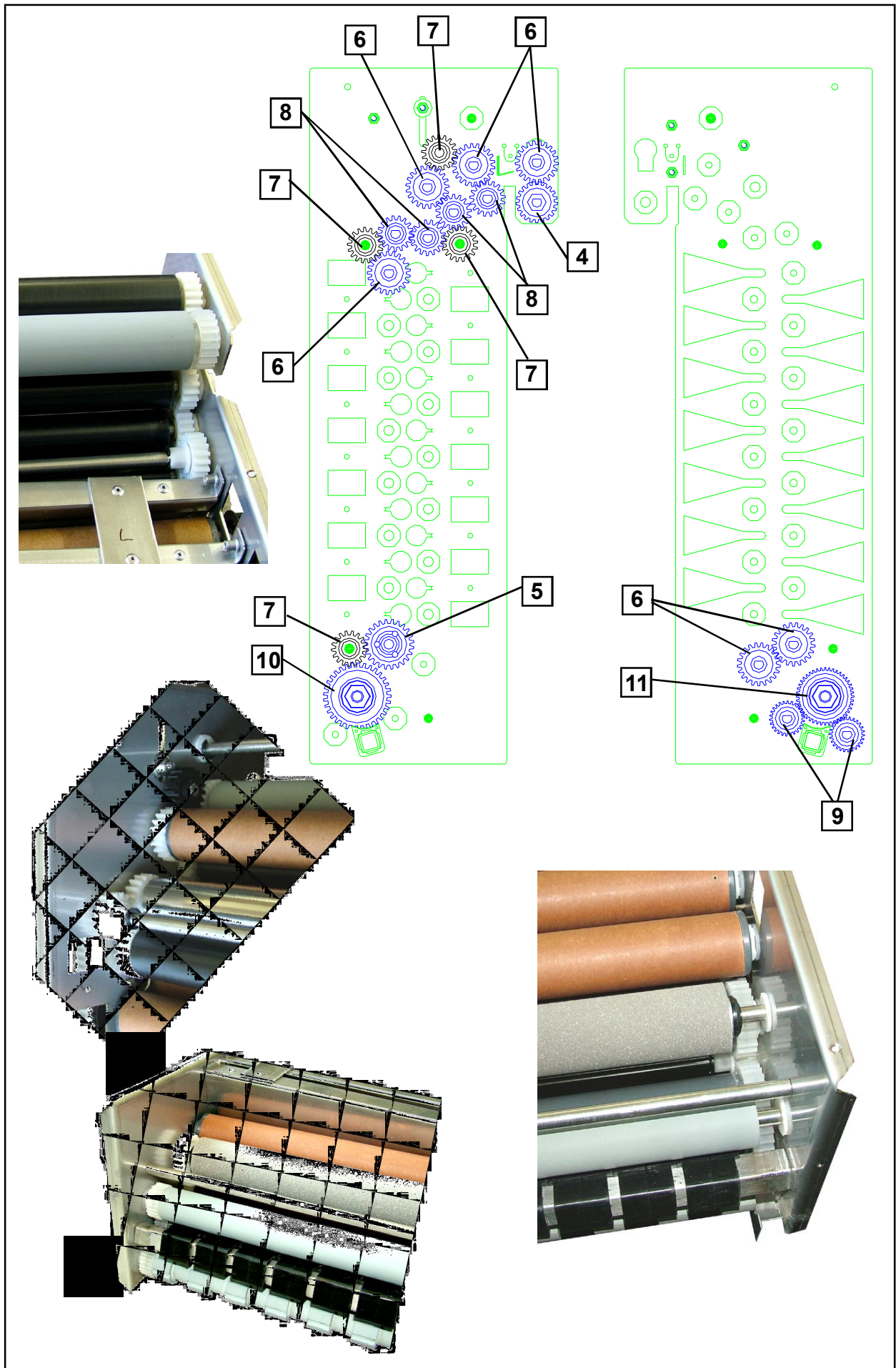
<i>Position</i>	<i>Teile Nr. part no.</i>	<i>Beschreibung</i>	<i>Description</i>
1	90 12 642	Abquetschwalze Entw/Wasser, Gummi 32 unten	Squeeze roller Dev+Wash, rubber 32 down
2	90 12 607	Abquetschwalze, Gummi 32 oben	Squeeze roller, rubber 32 upper
3	90 12 847	Abquetschwalze, PE 25,9	Squeeze roller, PE 25.9
4	90 15 184	Phenolwalze 32 B3/B4 Z21	Phenolic roller 32 B3/B4 Z21
5	90 12 829	Einzugswalze, PE 32	Input roller, PE 32
6	90 12 804	Phenolwalze 32 B3/B6	Phenolic roller 32 B3/B6
7	90 15 154	Phenolwalze 32 B4/Z21 B9/Z24	Phenolic roller 32 B4/Z21 B9/Z24
8	90 15 155	Schaumstoffwalze 32 A4 - A4 / Z2	Foam roller 32 A4 - A4 / Z2
9	90 15 156	Umlenkwalze 44, PVC poliert 3-Punkt	Turn around roller 44, PVC polische 3-point
10	90 15 115	Umlenkwalze, Gummi 26	Turn around roller, rubber 26
11	90 16 751	Ausgabewalze, Gummi 26 segm.	Turn around roller, rubber 26 segm.
12	90 17 359	Stahlwalze 25,9	Steel roller 25.9
13	90 15 186	Umlenksegment NDT 43	Turn around segment NDT 43
14	90 12 250	Distanz 43	Spacer 43
15	90 14 103	Zahnrad Z17 O-Loch m1.5	Gear 17T O-hole m1.5
16	90 12 257	Zwischenradachse Trockner	Intermediate axle dryer
17	90 16 819	Abquetschwalze, PE 32	Squeeze roller, PE 32



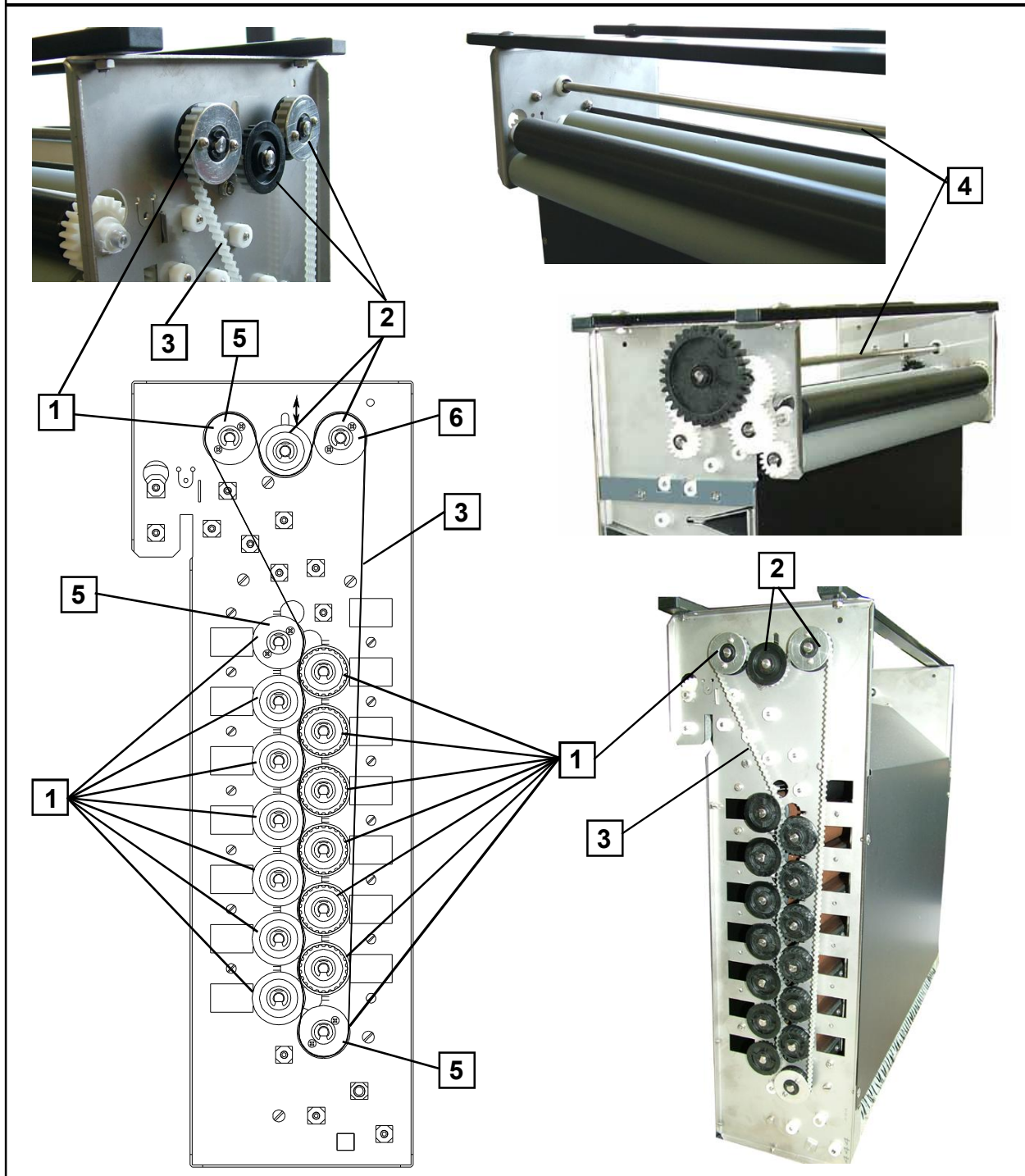


<i>Position</i>	<i>Teile Nr. part no.</i>	<i>Beschreibung</i>	<i>Description</i>
1	90 12 017	Zahnrad DZ-30m2,5- POM	Gear D-hole T 30 m2.5- POM
2	90 14 238	Zahnrad O Z-24 m1,5- POM	Gear O-hole T 24 m1.5- POM
3	90 14 113	Zahnrad O Z-28 m1,5- POM	Gear O-hole T 28 m1.5- POM
4	90 14 116	Zahnrad DZ-21 m1,5- Ø33	Gear D-hole T 21 m1.5- Ø33
5	90 12 060	Zahnrad O Z-24- Noppen	Gear O-hole T 24 - Pins
6	90 14 233	Zahnrad DZ-21 m1,5- POM	Gear D-hole T 21 m1.5- POM
7	90 14 103	Zahnrad O Z-17 m1,5- PP	Gear O-hole T 17 m1.5- PP
8	90 14 235	Zahnrad DZ-17 m1,5- POM	Gear D-hole T 17 m1.5- POM
9	90 14 241	Zahnrad D Z-26 m1- PP	Gear D-hole T 26 m1- PP
10	90 14 245	Zahnrad O Z-33 m1,5- PP	Gear O-hole T 33 m1.5- PP
11	90 14 243	Zahnrad O Z-44 m1- PP	Gear O-hole T 44 m1- PP

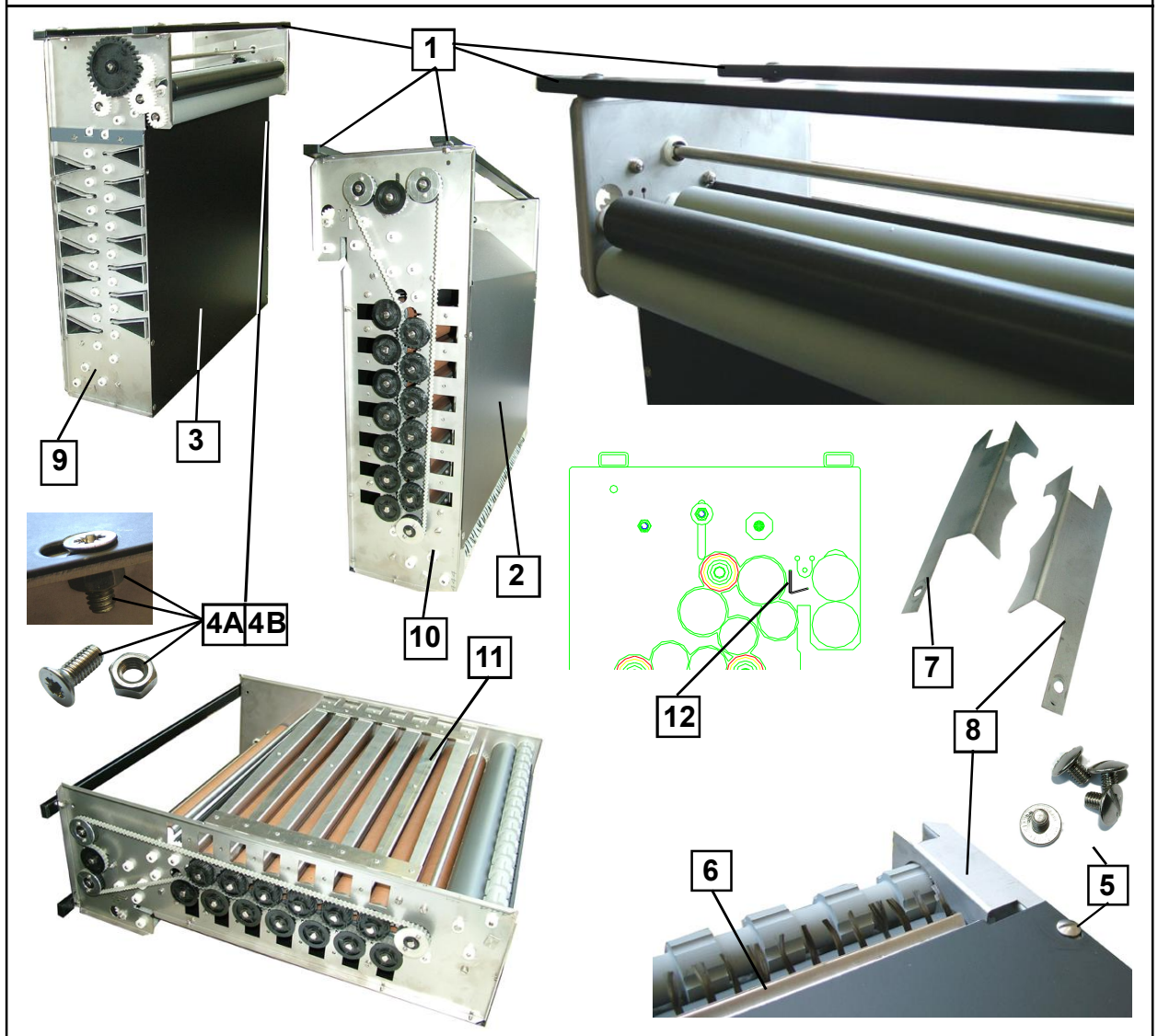




<i>Position</i>	<i>Teile Nr. part no.</i>	<i>Beschreibung</i>	<i>Description</i>
1	90 12 090	Zahnscheibe D-Loch	Ratchet wheel D-hole
2	90 12 089	Zahnscheibe O-Loch	Ratchet wheel O-hole
3	90 12 130	Zahnriemen INDX	Drive Belt INDX
4	90 13 749	Antriebswelle Trockner 902/3	Main Drive Shaft for Dryer 902/3
5	90 16 986	Zahnscheibe D-Loch Trockner	Tooth Lock Washer D-hole Dryer
6	90 16 987	Zahnscheibe O-Loch Trockner	Tooth Lock Washer O-hole Dryer



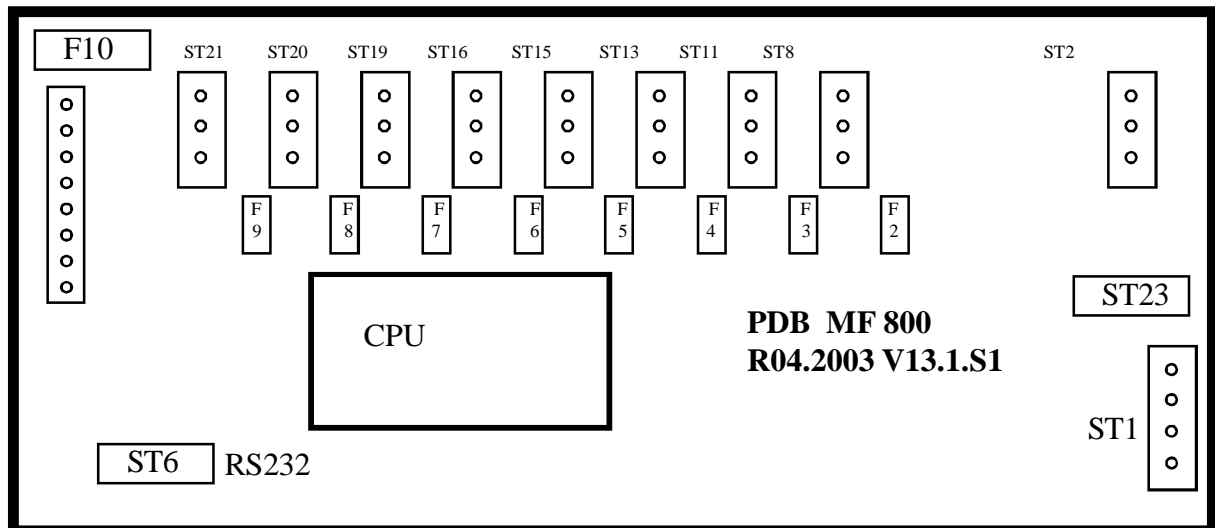
Position	Teile Nr. part no.	Beschreibung	Description
1	90 13 751	Trageschiene 902/3	Rack Carrier Support Bracket
2	90 13 152	Trocknerverkleidung HINTEN	Dryer Panel REAR
3	90 13 153	Trocknerverkleidung VORNE	Dryer Panel FRONT
4A	89 07 543	Senkschraube M 4x8 A2	Countersunk Screw M 4x8 A2
4B	90 80 137	Sechskantmutter M4 A2	Hexagon Nut M4 A2
5	90 91 121	Becherschraube M4x8 A2	Screw slotted M 4x8 A2
6	90 20 820	Antistatik-Bürstenleiste K1	Antistatic Brush K1
7	90 16 745	Zahnradabdeckung links	Gear Cover left
8	90 16 746	Zahnradabdeckung rechts	Gear Cover right
9	90 61 930	Trocknerseitenteil NDT kompl. links	Dryer Side Panel NDT Assy left
10	90 61 931	Trocknerseitenteil NDT kompl. rechts	Dryer Side Panel NDT Assy right
11	90 15 157	Luftpeifeneinheit 43 komplett	Air-Pipe 43 Assy
12	90 13 207	Leitblech SU-Trockner 43	Guide fur SU-Dryer 43



<i>Position</i>	<i>Teile Nr. part no.</i>	<i>Beschreibung</i>	<i>Description</i>
1	90 12 111	Lagerbuchse 8-eckig PE Ø5,2	Bearing Octagon PE Ø5.2
2	90 12 112	Lagerbuchse 8-eckig PE Ø6,2	Bearing Octagon PE Ø6.2
3	90 12 113	Lagerbuchse 8-eckig PE Ø8,2	Bearing Octagon PE Ø8.2
4	90 12 116	Sicherungsring Kunststoff	Locking Washer PSU
5	89 00 333	Gummifeder	Rubber Spring
6	90 60 009	Sprühflasche	Spraybottle
7	90 45 061	Absperrhahn	Shut off valve
8	90 81 823	Schlauchklemme Größe 16/25	Hose clamp size 16/25
	90 81 827	Schlauchklemme Größe 16/27	Hose clamp size 16/27
9	90 81 751	Snapper weiß Gr. 6	Snapper white size 6
	90 81 752	Snapper weiß Gr. 8	Snapper white size 8
	90 81 753	Snapper weiß Gr. 10	Snapper white size 10
	90 81 754	Snapper weiß Gr. 12	Snapper white size 12
10	89 07 046	Snapper schwarz Gr. F	Snapper black size F
	89 07 047	Snapper schwarz Gr. G	Snapper black size G
11	90 60 005	Regeneriertank Entw./Fix inkl. Tank Deckel kompl.	Replenisher Tank DEV/FIX imcl. Replenisher-tank Cover Assy
12	90 60 006	Anit-Oxidation Deckel für Entw. Regeneriertank	Anit-Oxidation Cover for DEV Replenisher-tank
13	90 60 007	Filterpatrone für Regeneriertank	Filter cartrige
14	90 16 271	Haken für Abquetschwalze	Tool for Squeeze Roller
15	90 20 322	Durchflußmengenregler 3L	Waterflow regulator 3L
16	90 45 141	Filterereinsatz Magnetventil	Water solenoid filter
17	90 12 126	Lagerbuchse 8-eckig POM Ø5,2	Bearing Octagon POM Ø5.2
18	90 12 180	Lagerbuchse 8-eckig POM Ø6,2	Bearing Octagon POM Ø6.2
19	90 12 181	Lagerbuchse 8-eckig POM Ø8,2	Bearing Octagon POM Ø8.2



Position	Teile Nr. part no.	Beschreibung	Description
F1	90 20 010	Sicherung T 1A (20x5)	Fuse T 1A (20x5)
F3, F4	90 20 054	Sicherung T 2,5A (20x5)	Fuse T 2.5A (20x5)
F8	90 20 011	Sicherung T 630mA (20x5)	Fuse T 630mA (20x5)
F2, F5, F6 F7, F10	90 20 021	Sicherung T 1,6A (20x5)	Fuse T 1.6A (20x5)
F9	90 20 052	Sicherung T 6,3A (20x5)	Fuse T 6.3A (20x5)



NOTES

NOTES

NOTES
